





D  **nolux**®

**CATALOGUE
2017**

**ENGLISH
VERSION**




D  **nolux**[®]



p. 5

PROJECTS



p. 19

MAGNETIC TRACK



p. 40

THREE-PHASE TRACK




p. 62

PROFILE SYSTEMS



p. 100

GYPSUM LUMINAIRES



p. 126

CEILING RECESSED LUMINAIRES



p. 160

WALL RECESSED LUMINAIRES



p. 162

CEILING SURFACE-MOUNTED LUMINAIRES



p. 186

WALL SURFACE-MOUNTED LUMINAIRES




p. 200

MODERN INTERIOR LIGHT



p. 266

CLASSIC INTERIOR LIGHT



p. 296

ACCESSORIES






brand shop
«MANLY PRO»



business center
«GERMAN HOUSE»





business center
«GERMAN HOUSE»



brand shop
«MILAN»



© Architect Alina VEKLICH



PROFILE SYSTEMS

© Masha SHAKHOVA, photographer Yuri TOKAREV



© Masha SHAKHOVA, photographer Vladimir BURTSEV






PROFILE SYSTEMS




PROFILE SYSTEMS






ARCHITECTURAL GYPSUM

ARCHITECTURAL GYPSUM





ARCHITECTURAL GYPSUM

ARCHITECTURAL GYPSUM







THREE-PHASE TRACK




MAGNETIC TRACK





TV PROJECTS

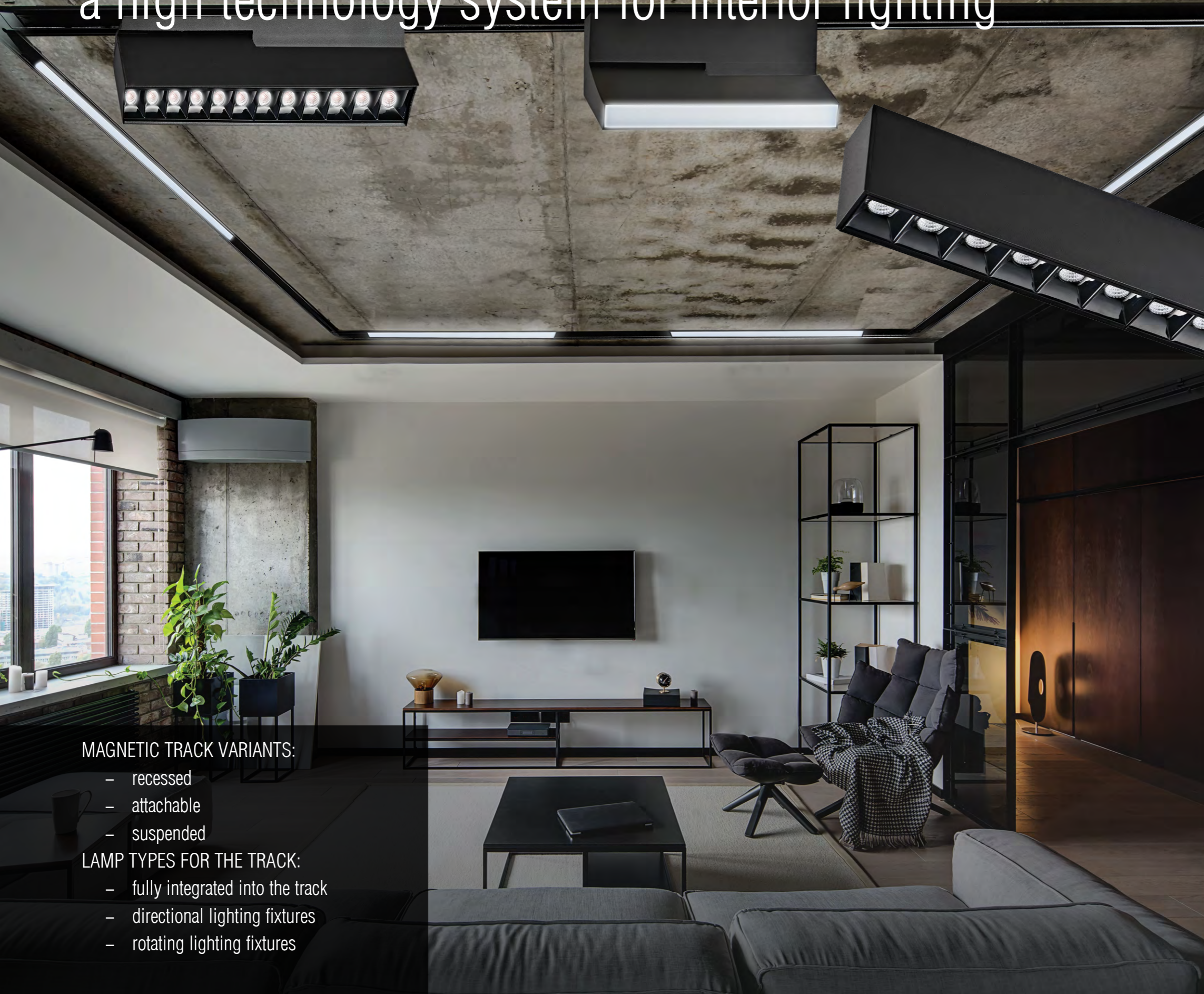


TV PROJECTS



MAGNETIC TRACK

a high technology system for interior lighting



The magnetic track DONOLUX® is a new, convenient and modern way of creating lighting scenarios in residential premises and public space interiors.

The track structure allows to move the lamp along the track in an instant. It became possible as a result of the careful engineering and design work carried out by the brand's specialists.

The supply voltage in the new magnetic track system is applied to the current-conducting board located inside the aluminum housing. The voltage across the board is only 24 V, i.e. it is absolutely safe during operation and lamps replacement. In order to connect to the electrical network, a Light source unit is required, which can be selected based on the number of lamps planned to be installed on the track.

In order to ensure a reliable contact between the lamps and the track phases as well as to fix them on the track, the lamps are equipped with high-power magnets and a metal core is installed under the contact board in the track housing attracting the magnet in the lamp. Such design ensures easy and reliable connection of the lamp and the track and allows to change the lamps location at any time without performing any electrical works and engaging the specialists.


Just remove the lamp from the track and insert it into the track in one movement in the place where you need to create accent or additional lighting at the moment. It is simple, quick and reliable!

MAGNETIC TRACK VARIANTS:

- recessed
- attachable
- suspended

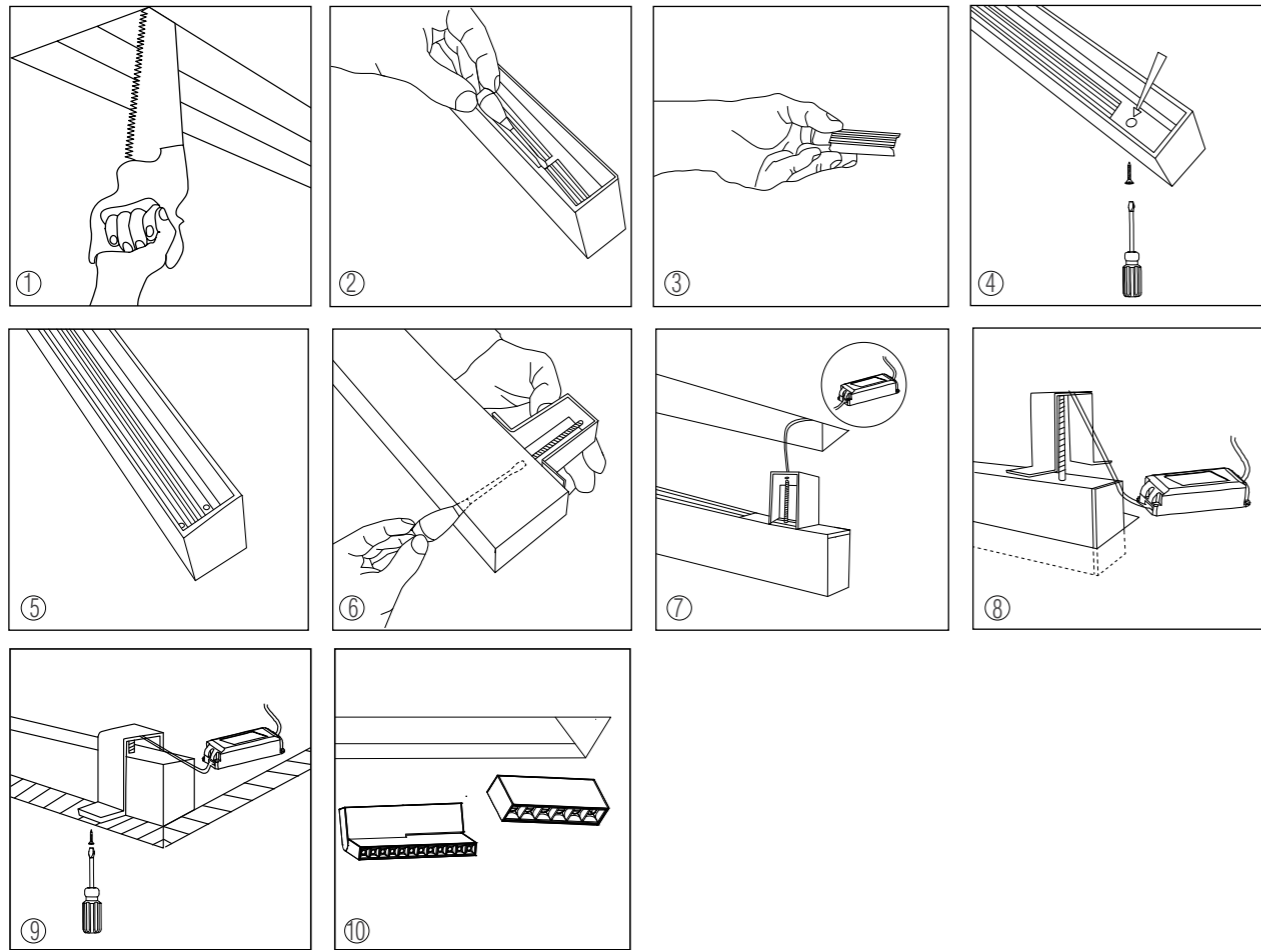
LAMP TYPES FOR THE TRACK:

- fully integrated into the track
- directional lighting fixtures
- rotating lighting fixtures



MAGNETIC TRACK

RECESSED



- ① Make a hole in the ceiling according to the selected dimensions of the magnetic track. The hole width for installation of the track shall be 40 millimeters.
- ② ③ Remove the decorative board from the magnetic track.
- ④ ⑤ Move the boards up to the service openings in order to fix the lamp.
- ⑥ Secure the fastening brackets.
- ⑦ Install the Light source unit behind the ceiling. Connect the magnetic track to the Light source unit by observing the polarity. (The Light source unit should correspond to the power of all installed lamps + 10%) Turn the fastening bracket along the track and insert into the ceiling opening.
- ⑧ Turn the fastening brackets through 90° by driving the screws with a cross screwdriver.
- ⑨ Fix the fastening brackets to the ceiling with the self-tapping screws. Align the magnetic track with the ceiling level by turning the set screws. Reinstall the decorative board.

ATTENTION!

The magnetic track is designed for supply voltage of 24 V.

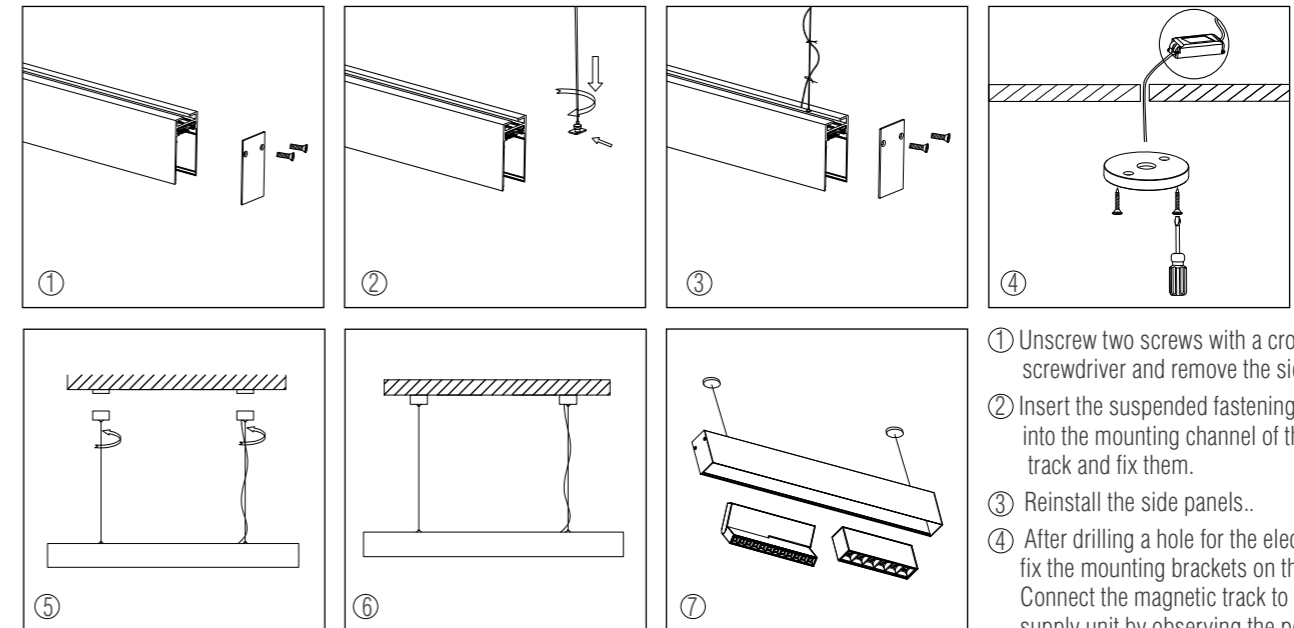
The overall power of the lamps installed on the track should not exceed 130W.

IP20



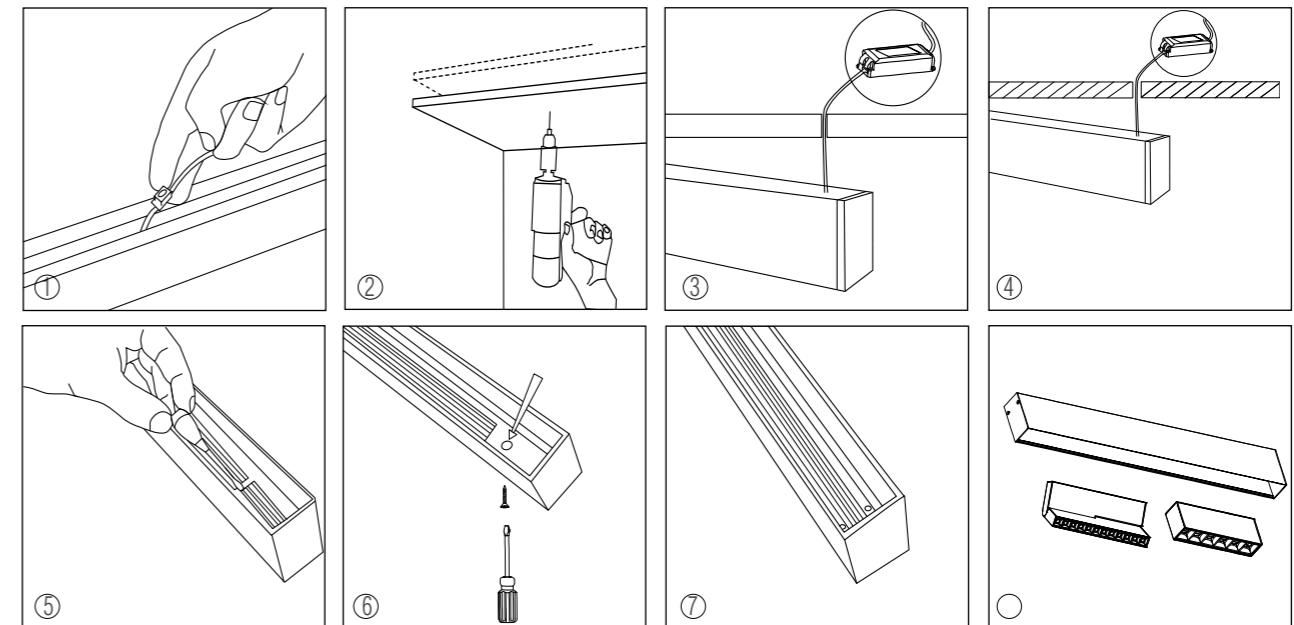
MAGNETIC TRACK

SUSPENDED




- ① Unscrew two screws with a cross screwdriver and remove the side panels.
- ② Insert the suspended fastening elements into the mounting channel of the magnetic track and fix them.
- ③ Reinstall the side panels.
- ④ After drilling a hole for the electric cable, fix the mounting brackets on the ceiling. Connect the magnetic track to the power supply unit by observing the polarity. (The Light source unit must correspond to the power of all the lamps + 10%)
- ⑤ Fix the suspended fastening to the mounting brackets with two screws.
- ⑥ If necessary align the track by using the level.

ATTACHABLE



- ① Remove the cable gland from the rear side of the magnetic track. Mark the magnetic profile attaching points on the ceiling. Drill the holes and insert the expansion bolts.
- ② ③ Connect the magnetic track to the Light source via the Light source unit observing the polarity. (The Light source unit should correspond to the power of all installed lamps + 10%).
- ④ ⑤ Remove the side plug from the side opposite to the electrical connecting cable. Remove the decorative magnetic board.
- ⑥ The mounting hole will be opened. Install a self-tapping screw and drive it into the ceiling.
- ⑦ Move the connection boards to open the second mounting hole. Install a self-tapping screw into the hole and drive it into the ceiling. Tighten the self-tapping screws finally by moving the boards. Reinstall the magnetic board and screw the side plug in.



Fixing DLM/X

Product type

Color / Material

Fixing kit
for magnetic track
Black / Aluminium



Suspension kit DLM/Black

Product type

Color
Dimensions

Suspension kit
for magnetic track
White / Black
D80 x L1500 mm



DLM001/*

Product type
Color
Material
Dimensions
Mounting dimensions
Voltage
Total of wattage
Luminaires
Net weight

Magnetic track
White
Aluminium
L1000 x W39 x H76 mm
43 x 1004 mm
DC 24 V
130 W
1.7 kg



DLM002/*

Product type
Color
Material
Dimensions
Mounting dimensions
Voltage
Total of wattage
Luminaires
Net weight

Magnetic track
Black
Aluminium
L2000 x W39 x H76 mm
43 x 2004 mm
DC 24 V
130 W
3.5 kg



DLM003/*

Product type
Color
Material
Dimensions
Mounting dimensions
Voltage
Total of wattage
Luminaires
Net weight

Magnetic track
White
Aluminium
L3000 x W39 x H76 mm
43 x 3004 mm
DC 24 V
130 W
5.3 kg



MAGNETIC TRACK

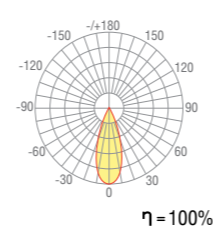
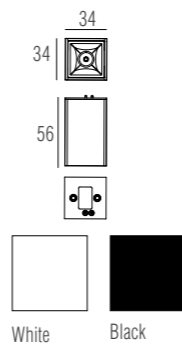


DL18781/01M-Black

DL18781/01M-*

Product type
Color
Dimensions
Voltage / Wattage
IP rating
Luminous flux
Color temperature
Color rendering index
Beam angle
Net weight

LED lamp
Black
L34 x W34 x H56 mm
DC 24 V x 1 W
20 IP
84 Lm
3 000 K
Ra>80
36°
0.09 kg



MAGNETIC TRACK

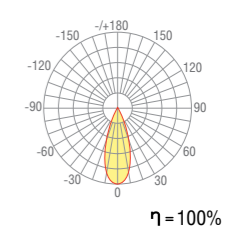
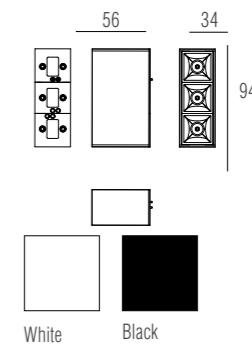


DL18781/03M Black

DL18781/03M *

Product type
Color
Dimensions
Voltage / Wattage
IP rating
Luminous flux
Color temperature
Color rendering index
Beam angle
Net weight

LED lamp
Black
L94 x W34 x H56 mm
DC 24 V x 3 W
20 IP
200 Lm
3 000 K
Ra>80
36°
0.2 kg



The possibility of dimming with additional equipment:

1. Controller: LT-701-12A 0/1-10V, DL18311/controller 12-36VDC.
2. Light source with integrated dimmer 1-10V: HF-100-24V IP67, HF-150-24V IP67, HF-250-24V IP67.

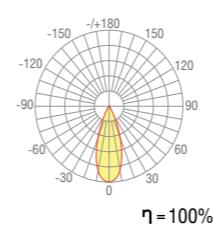

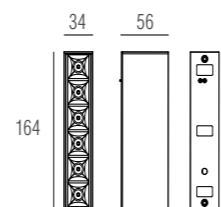
MAGNETIC TRACK



DL18781/06M *

Product type
Color
Dimensions
Voltage / Wattage
IP rating
Luminous flux
Color temperature
Color rendering index
Beam angle
Net weight

LED lamp
Color
Dimensions
Voltage / Wattage
IP rating
Luminous flux
Color temperature
Color rendering index
Beam angle
Net weight



The possibility of dimming with additional equipment:

1. Controller: LT-701-12A 0/1-10V, DL18311/controller 12-36VDC.
2. Light source with integrated dimmer 1-10V: HF-100-24V IP67, HF-150-24V IP67, HF-250-24V IP67.

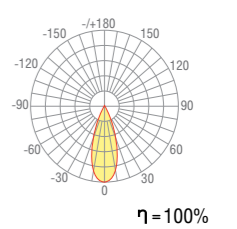
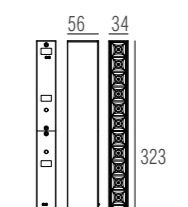
MAGNETIC TRACK



DL18781/12M *

Product type
Color
Dimensions
Voltage / Wattage
IP rating
Luminous flux
Color temperature
Color rendering index
Beam angle
Net weight

LED lamp
Color
Dimensions
Voltage / Wattage
IP rating
Luminous flux
Color temperature
Color rendering index
Beam angle
Net weight



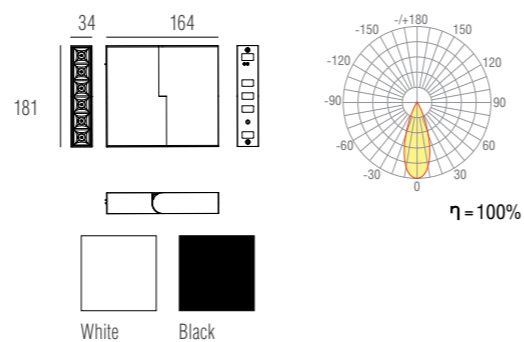
The possibility of dimming with additional equipment:

1. Controller: LT-701-12A 0/1-10V, DL18311/controller 12-36VDC.
2. Light source with integrated dimmer 1-10V: HF-100-24V IP67, HF-150-24V IP67, HF-250-24V IP67.



DL18786/06M *

Product type	LED lamp
Color	Black
Dimensions	L164 x W34 x H181 mm
Voltage / Wattage	DC 24 V x 6 W
IP rating	20 IP
Luminous flux	420 Lm
Color temperature	3 000 K
Color rendering index	Ra>80
Beam angle	36°
Net weight	0.85 kg



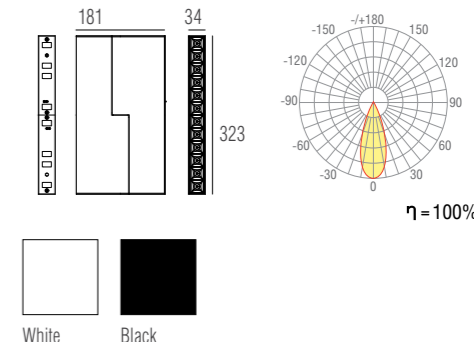
The possibility of dimming with additional equipment:

1. Controller: LT-701-12A 0/1-10V, DL18311/controller 12-36VDC.
2. Light source with integrated dimmer 1-10V: HF-100-24V IP67, HF-150-24V IP67, HF-250-24V IP67.



DL18786/12M *

Product type	LED lamp
Color	Black
Dimensions	L323 x W34 x H181 mm
Voltage / Wattage	DC 24 V x 12 W
IP rating	20 IP
Luminous flux	800 Lm
Color temperature	3 000 K
Color rendering index	Ra>80
Beam angle	36°
Net weight	1.5 kg



The possibility of dimming with additional equipment:

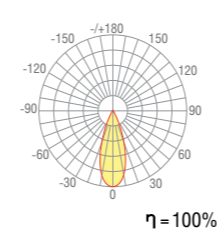
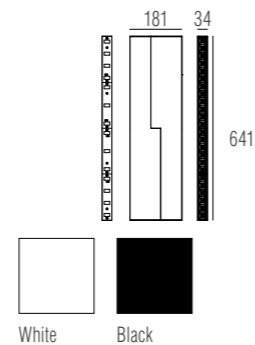
1. Controller: LT-701-12A 0/1-10V, DL18311/controller 12-36VDC.
2. Light source with integrated dimmer 1-10V: HF-100-24V IP67, HF-150-24V IP67, HF-250-24V IP67.

MAGNETIC TRACK



DL18786/24M *

Product type LED lamp
 Color Black
 Dimensions L641 x W34 x H181 mm
 Voltage / Wattage DC 24 V x 24 W
 IP rating 20 IP
 Luminous flux 1500 Lm
 Color temperature 3 000 K
 Color rendering index Ra>80
 Beam angle 36°
 Net weight 3 kg



DL18786/24M Black

The possibility of dimming with additional equipment:

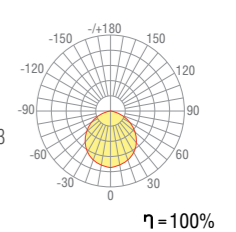
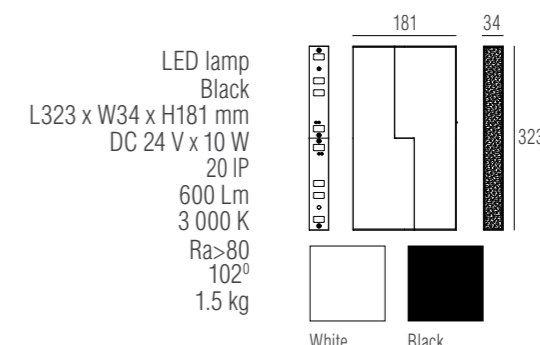
1. Controller: LT-701-12A 0/1-10V, DL18311/controller 12-36VDC.
2. Light source with integrated dimmer 1-10V: HF-100-24V IP67, HF-150-24V IP67, HF-250-24V IP67.

MAGNETIC TRACK



DL18787/* 10W

Product type LED lamp
 Color Black
 Dimensions L323 x W34 x H181 mm
 Voltage / Wattage DC 24 V x 10 W
 IP rating 20 IP
 Luminous flux 600 Lm
 Color temperature 3 000 K
 Color rendering index Ra>80
 Beam angle 102°
 Net weight 1.5 kg

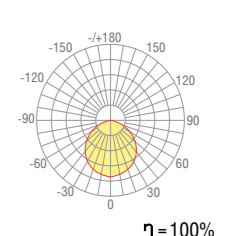
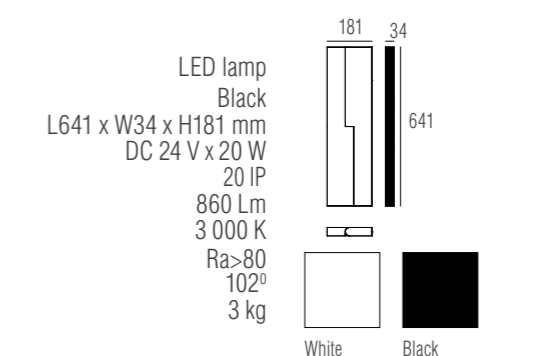


DL18787/Black 10W



DL18787/* 20W

Product type LED lamp
 Color Black
 Dimensions L641 x W34 x H181 mm
 Voltage / Wattage DC 24 V x 20 W
 IP rating 20 IP
 Luminous flux 860 Lm
 Color temperature 3 000 K
 Color rendering index Ra>80
 Beam angle 102°
 Net weight 3 kg



DL18787/Black 20W

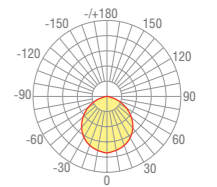
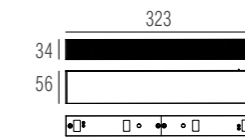
The possibility of dimming with additional equipment:

1. Controller: LT-701-12A 0/1-10V, DL18311/controller 12-36VDC.
2. Light source with integrated dimmer 1-10V: HF-100-24V IP67, HF-150-24V IP67, HF-250-24V IP67.



DL18785/Black 10W

Product type	LED lamp
Color	Black
Dimensions	L323 x W34 x H56 mm
Voltage / Wattage	DC 24 V x 10 W
IP rating	20 IP
Luminous flux	400 Lm
Color temperature	3 000 K
Color rendering index	Ra>80
Beam angle	102°
Net weight	0.5 kg

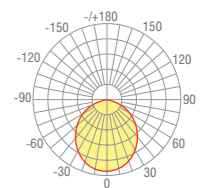
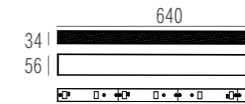


η = 100%



DL18785/Black 20W

Product type	LED lamp
Color	Black
Dimensions	L640 x W34 x H56 mm
Voltage / Wattage	DC 24 V x 10 W
IP rating	20W
Luminous flux	860 Lm
Color temperature	3 000 K
Color rendering index	Ra>80
Beam angle	102°
Net weight	0.9 kg

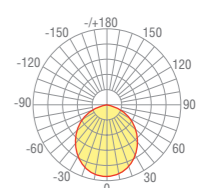
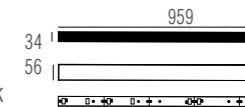


η = 100%



DL18785/Black 30W

Product type	LED lamp
Color	Black
Dimensions	L959 x W34 x H56 mm
Voltage / Wattage	DC 24 V x 30W
IP rating	20W
Luminous flux	1250 Lm
Color temperature	3 000 K
Color rendering index	Ra>80
Beam angle	102°
Net weight	1.3 kg



η = 100%

The possibility of dimming with additional equipment:

1. Controller: LT-701-12A 0/1-10V, DL18311/controller 12-36VDC.
2. Light source with integrated dimmer 1-10V: HF-100-24V IP67, HF-150-24V IP67, HF-250-24V IP67.

MAGNETIC TRACK

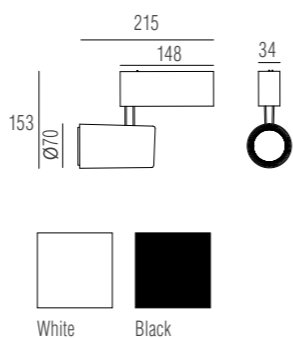


DL18782/01M Black

DL18782/01M *

Product type
Color
Dimensions
Voltage / Wattage
IP rating
Luminous flux
Color temperature
Color rendering index
Beam angle
Net weight

LED lamp
Black
Dimensions
 $\varnothing 70 \times L215 \times H153$ mm
Voltage / Wattage
DC 24 V x 15 W
IP rating
20 IP
Luminous flux
745 Lm
Color temperature
3 000 K
Color rendering index
Ra>80
Beam angle
36°
Net weight
0.37 kg



MAGNETIC TRACK

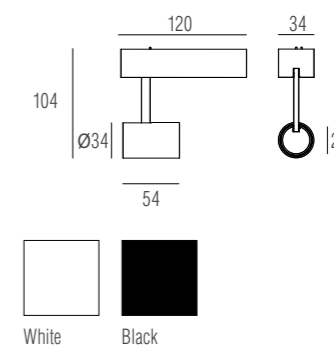


DL18788/01M Black

DL18788/01M *

Product type
Color
Dimensions
Voltage / Wattage
IP rating
Luminous flux
Color temperature
Color rendering index
Beam angle
Net weight

LED lamp
Black
Dimensions
 $\varnothing 34 \times L54 \times H104$ mm
Voltage / Wattage
DC 24 V x 6 W
IP rating
20 IP
Luminous flux
410 Lm
Color temperature
3 000 K
Color rendering index
Ra>80
Beam angle
20°
Net weight
0.15 kg



MAGNETIC TRACK

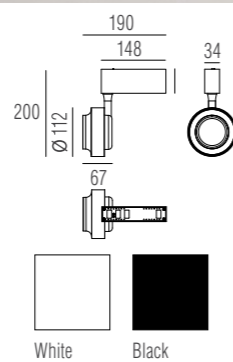


DL18784/01M Black

DL18784/01M *

Product type
Color
Dimensions
Voltage / Wattage
IP rating
Luminous flux
Color temperature
Color rendering index
Beam angle
Net weight

LED lamp
Black
Ø112 x L67 x H200 mm
DC 24 V x 15 W
20 IP
928 Lm
3 000 K
Ra>80
24°
0.6 kg



MAGNETIC TRACK

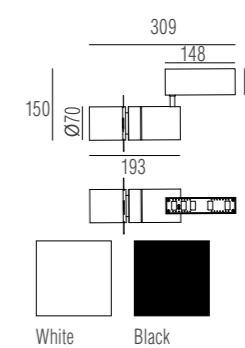


DL18783/01M Black

DL18783/01M *

Product type
Color
Dimensions
Voltage / Wattage
IP rating
Luminous flux
Color temperature
Color rendering index
Beam angle
Net weight

LED lamp
Black
Ø70 x L193 x H150 mm
DC 24 V x 15 W
20 IP
878 Lm
3 000 K
Ra>80
28° > регулируется
0.77 kg





THREE-PHASE TRACK

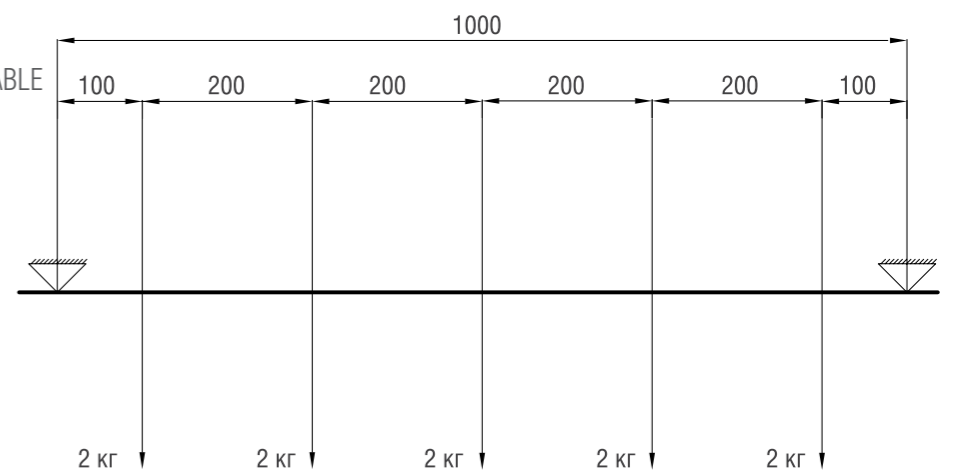
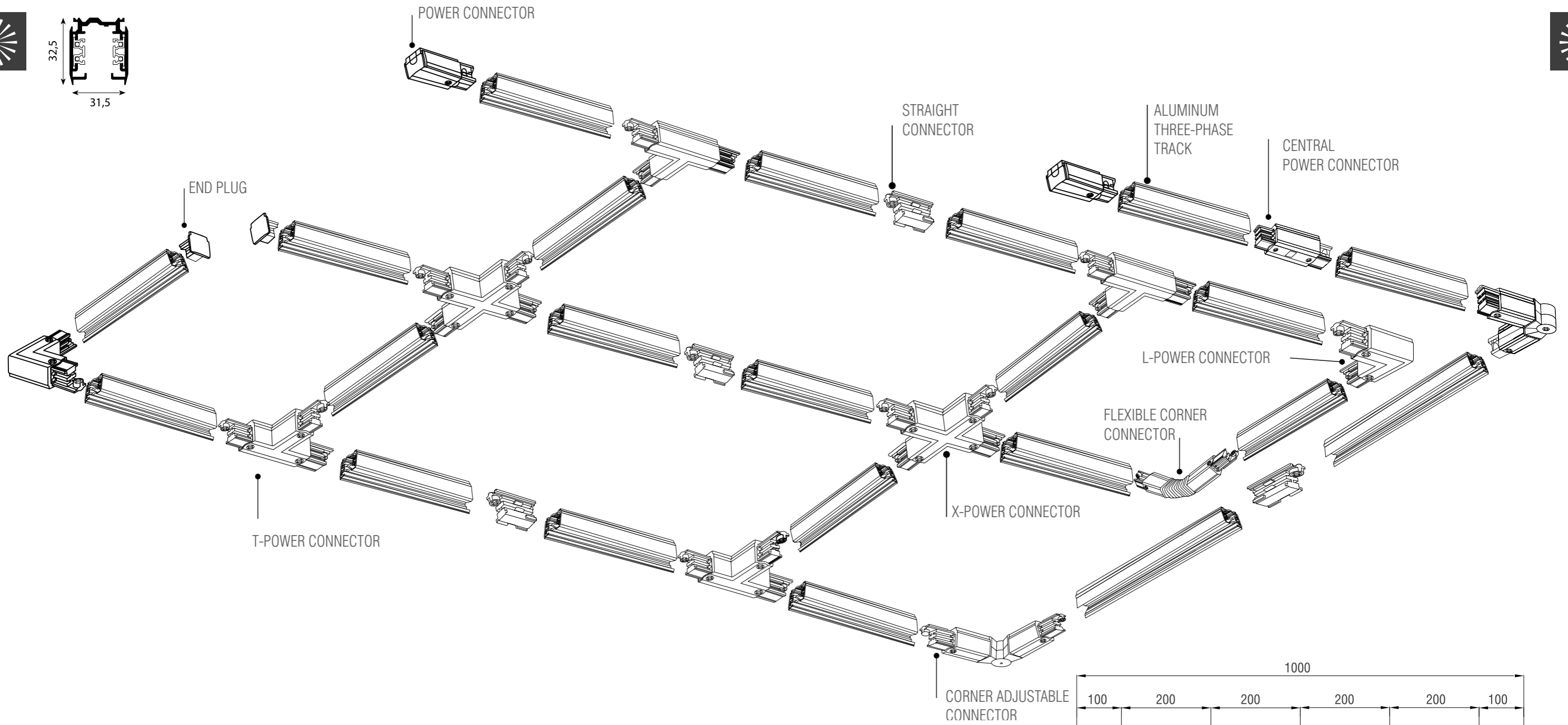
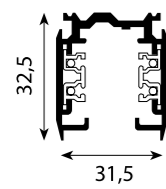


The track system DONOLUX® is designed to illuminate stores, offices, shopping centers and other medium-size and large-size public facilities. A combination of simplicity, reliability and low price will allow to create combinations meeting the requirements for a particular room.

The three phase track DONOLUX® is made of aluminum. It may have a recessed and ceiling design as well as a set of fasteners for suspended installation. It is also possible to install it on the wall. The high-quality copper contacts ensure the reliable fit of the current-conducting parts of the track to the lamps adapters.

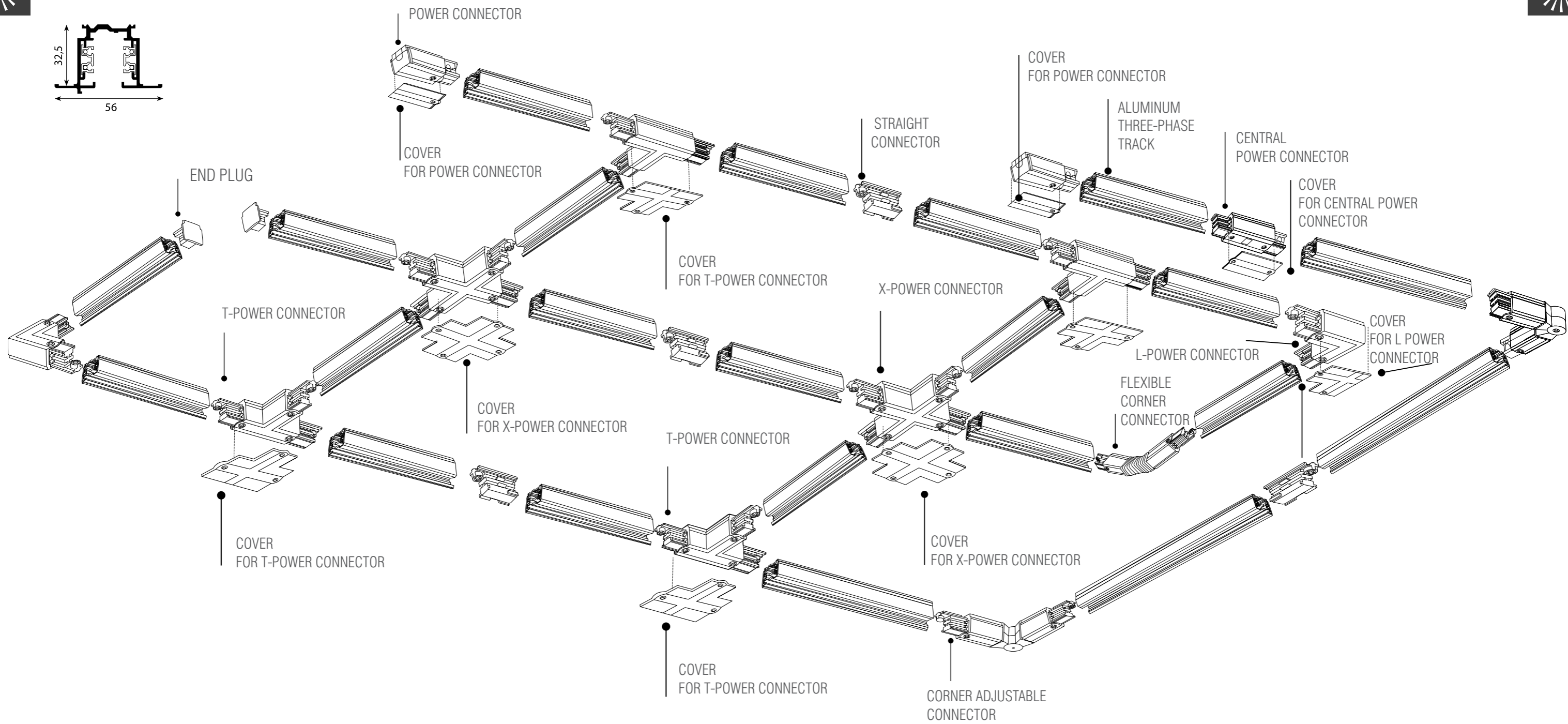
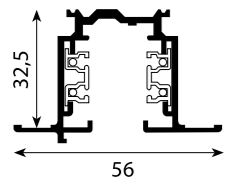
The lighting system based on the three-phase DONOLUX® track includes an assortment of track lights, combining both inexpensive and reliable models and designer lamps that allow to effectively complete not only practical but also aesthetic tasks.

PENDANT



- The recommended distance between suspensions of 1 m
- Recommended to use Suspension Clamp when linear interval of 6 m.

RECESSED



THREE-PHASE TRACK

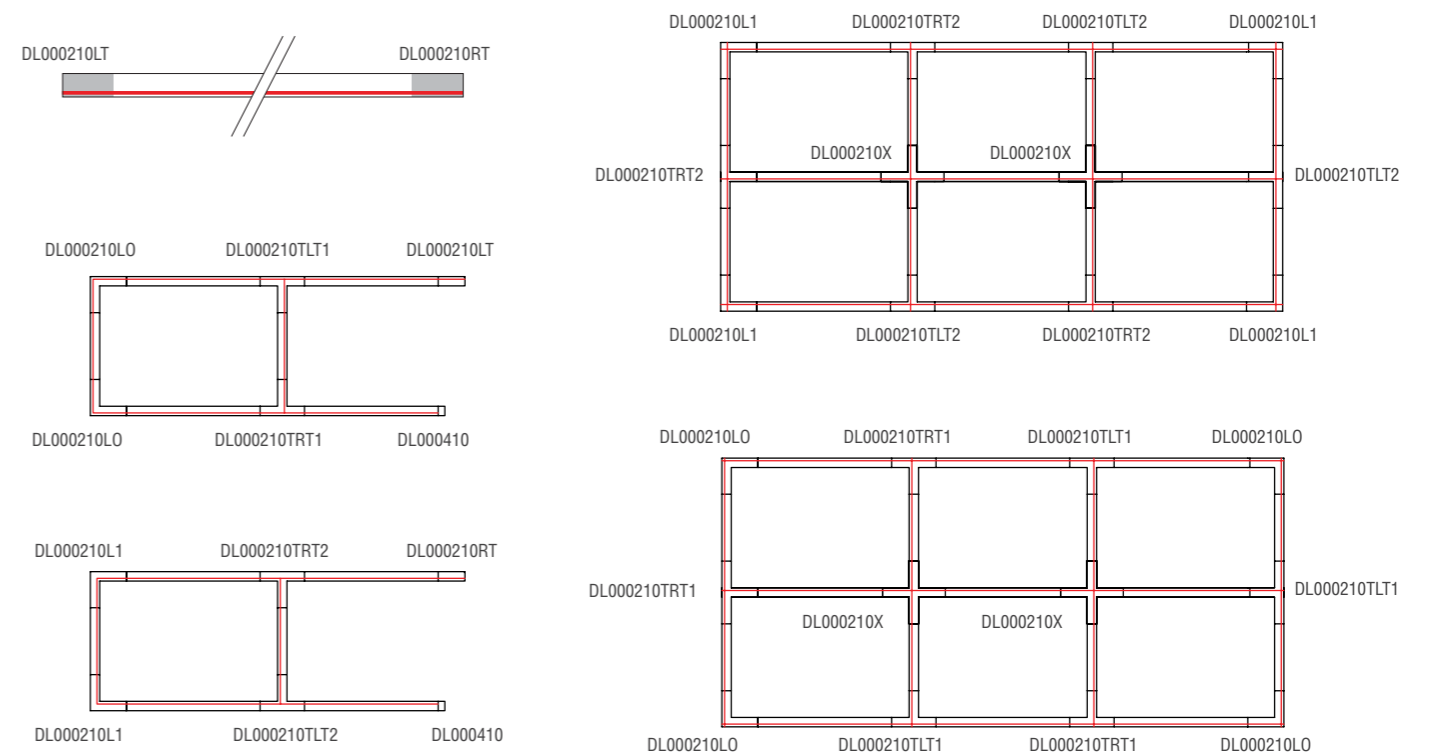
THREE-PHASE TRACK						
Article	Description	Scheme	Color	Article	Description	Color
DL0101102	ALUMINUM THREE-PHASE TRACK Recessed, 2 m		White	DL0201102	ALUMINUM THREE-PHASE TRACK Pendant, 2 m	White
			Black			Black
DL0101103	ALUMINUM THREE-PHASE TRACK Recessed, 3 m		White	DL0201103	ALUMINUM THREE-PHASE TRACK Pendant, 3 m	White
			Black			Black

THREE-PHASE TRACK						
Article	Description	Polarity	Color	Article	Description	Color
DL000210LT DL000218LT	POWER CONNECTOR left		White	DL000210LI DL000218LI	L- POWER CONNECTOR internal	White
			Black			Black
DL000210RT DL000218RT	POWER CONNECTOR right		White	DL000210LO DL000218LO	L- POWER CONNECTOR external	White
			Black			Black
DL000210X DL000218X	X- POWER CONNECTOR		White	DL000210C DL000218C	CENTRAL POWER CONNECTOR	White
			Black			Black
DL000210TRT1 DL000218TRT1	T- POWER CONNECTOR left 2		White	DL020210U DL020218U	FLEXIBLE ANGLE CONNECTOR	White
			Black			Black
DL000210TRT2 DL000218TRT2	T- POWER CONNECTOR left 2		White	DL000210U DL000218U	ADJUSTABLE CONNECTOR	White
			Black			Black
DL000210TLT1 DL000218TLT1	T- POWER CONNECTOR right 1		White	DL000510 DL000518	STRAIGHT CONNECTOR	White
			Black			Black
DL000210TLT2 DL000218TLT2	T-POWER CONNECTOR right 2		Black	DL000410 DL000418	END PLUG	White
			Black			Black

THREE-PHASE TRACK

THREE-PHASE TRACK ACCESSORIES					
Article	Description	Polarity	Color	Article	Description
DL020610 DL020618	SUSPENSION CLAMP (18 CM LENGTH), 18 CM		White	DL0208102 DL0208182	SUSPENSION KIT, 2M SUSPENSION CLAMP, 10 CM
			Black		
DL0207102 DL0207182	SUSPENSION KIT WITH 2M WIRE, 2 M		White	DL000910 DL000918	FIXED MONOPOINT ADAPTER
			Black		

RECESS TRACK COVERS					
Article	Description	Polarity	Color	Article	Description
DL010310	RECESS TRACK COVER FOR POWER CONNECTOR		White	DL010310T	RECESS TRACK COVER FOR «T» CONNECTOR
			White		
DL010310C	RECESS TRACK COVER FOR STRAIGHT CONNECTOR		White	DL010310X	RECESS TRACK COVER FOR «X» CONNECTOR
			White		



THREE-PHASE TRACK

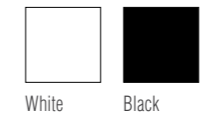
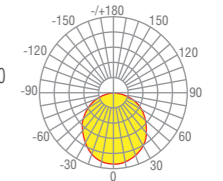


THREE-PHASE TRACK




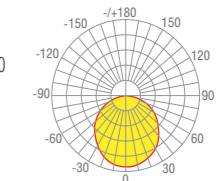
DL18931/20W * 3000K

Product type Track light
 Color White
 Material Aluminium, acrylic
 Dimensions L699 x H60 mm
 Voltage / Wattage AC 110-240V / 20W
 Luminous flux 1500 Lm
 Color temperature 3 000 K
 Color rendering index Ra>80
 Net weight 0.5 kg
 Light source included



DL18931/30W * 4000K

Product type Track light
 Color Black
 Material Aluminium, acrylic
 Dimensions L1099 x H60 mm
 Voltage / Wattage AC 110-240V / 30W
 Luminous flux 2500 Lm
 Color temperature 4000K
 Color rendering index Ra>80
 Net weight 0.8 kg
 Light source included



THREE-PHASE TRACK

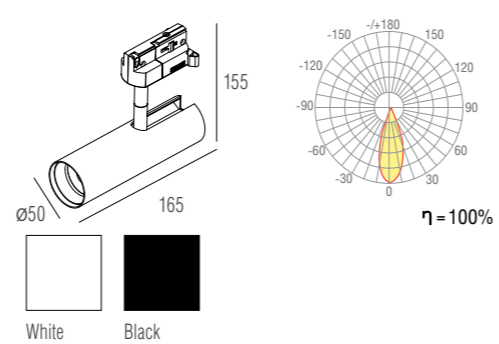


THREE-PHASE TRACK




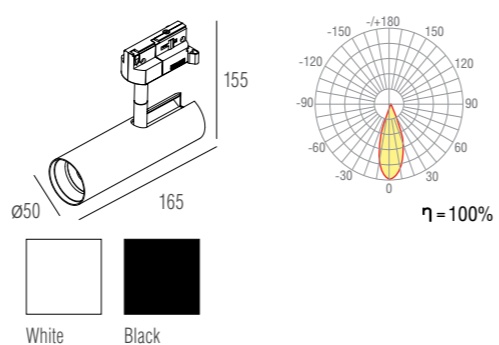
DL18866/7W Track * Dim

Product type Track light
 Color / Material White / Aluminium
 Dimensions Ø60 x L165 x H155 mm
 Voltage / Wattage AC 110-240V / 7 W
 Luminous flux 560 Lm
 Color temperature 3 000 K
 Color rendering index Ra>90
 IP rating 20 IP
 Rotation of angle / Beam angle 170°/350° / 38°
 Net weight 0.4 kg
 Dimmable Light source included



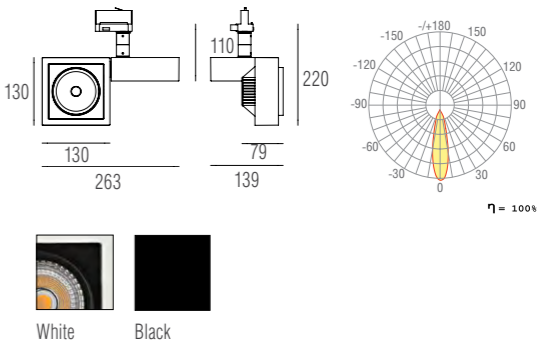
DL18866/10W Track * Dim

Product type Track light
 Color / Material Black / Aluminium
 Dimensions Ø60 x L165 x H155 mm
 Voltage / Wattage AC 110-240V / 10 W
 Luminous flux 800 Lm
 Color temperature 3 000 K
 Color rendering index Ra>90
 IP rating 20 IP
 Rotation of angle / Beam angle 170°/350° / 38°
 Net weight 0.4 kg
 Dimmable Light source included



DL18623/01 Track *

Product type Track light
 Color White/ black
 Material Aluminium
 Dimensions L263 x W139 x H220 mm
 Voltage / Wattage AC 110-220 V / 33 W
 Operating current 900 mA
 IP rating / Luminous flux 20 IP / 2800 Lm
 Color temperature 3 000 K
 Beam angle / Rotation angle 38° / 90°/350°
 Color rendering index >90 Ra
 Net weight 1.4 kg
 Light source included




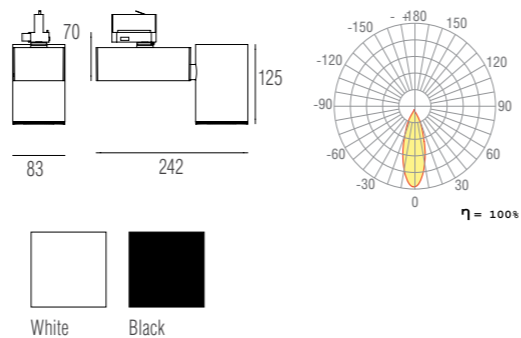
THREE-PHASE TRACK



DL18624/01 Track W Dim

DL18624/01 Track * Dim

Product type Track light
 Color White with a black ring
 Material Aluminium
 Dimensions L242 x W83 x H125 mm
 Voltage / Wattage AC 110-220 V / 33 W
 Operating current 900 mA
 IP rating / Luminous flux 20 IP / 2800 Lm
 Color temperature 3 000 K
 Beam angle / Rotation angle 43° / 90° / 350°
 Color rendering index >90 Ra
 Net weight 1.16 kg
 Dimmable Light source included



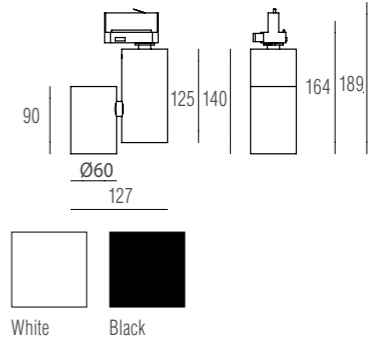
THREE-PHASE TRACK



DL18625/01 Track W

DL18625/01 Track *

Product type Track light
 Color White with a black ring
 Material Aluminium
 Dimensions L90 x W127 x H140 mm
 Voltage / Wattage AC 110-220 B
 Operating current 900 mA
 IP rating 20 IP
 Lamp Type LED
 Size type MR16
 Cap GU10
 Number of lamps 1
 Net weight 0.55 kg
 Lamp not included




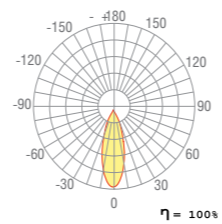
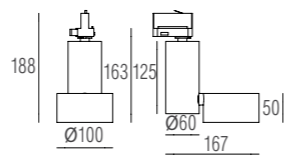
THREE-PHASE TRACK



DL18626/01 Track B Dim

DL18626/01 Track * Dim

Product type Track light
 Color Black
 Material Aluminium
 Dimensions L167 x W100 x H163 mm
 Voltage / Wattage AC 110-220 V / 14 W
 Operating current 500 mA
 IP rating / Luminous flux 20 IP / 1080 Lm
 Color temperature 3 000 K
 Color rendering index >90 Ra
 Beam angle / Rotation angle 50 ° / 90/350 °
 Net weight 0.77 kg
 Dimmable Light source included



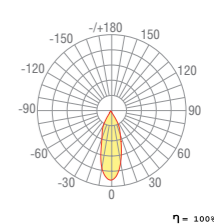
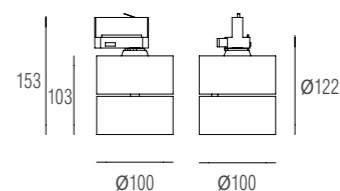
THREE-PHASE TRACK



DL18627/01 Track W Dim

DL18627/01 Track * Dim


Product type Track light
 Color / Material White / Aluminium
 Dimensions Ø100 x H122 mm
 Voltage / Wattage AC 110-220 V / 14 W
 Operating current 500 mA
 IP rating / Luminous flux 20 IP / 1480 Lm
 Color temperature 3 000 K
 Beam angle 52°
 Color rendering index >80 Ra
 Rotation angle 90/350°
 Net weight 0.77 kg
 Dimmable Light source included



THREE-PHASE TRACK



THREE-PHASE TRACK

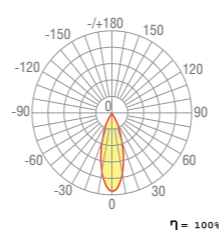
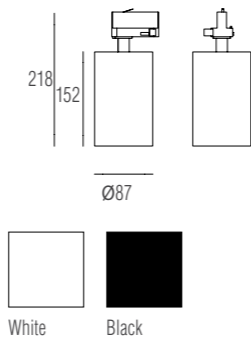


DL18628/01 Track B

DL18628/01 Track *

Product type
Color
Material
Dimensions
Voltage / Wattage
Operating current
IP rating
Luminous flux
Color temperature
Beam angle
Color rendering index
Rotation angle
Net weight

Track light
Black
Aluminium
Ø 87 x H 152 mm
AC 110-220 V / 30 W
800 mA
20 IP
2800 Lm
3 000 K
35°
>90 Ra
90/350°
0.85 kg



Ring DL18628 white

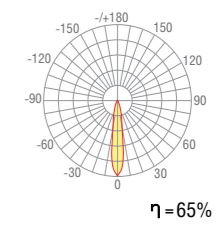
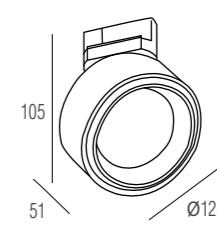
DONOLUX decorative aluminum ring for DL18628, White



DL18443/01 Track W Dim

Product type
Color / Material
Dimensions
Voltage / Wattage
Color temperature
Luminous flux
Beam angle
Color rendering index
IP rating
Rotation angle
Net weight
Dimmable Light source included

Track light
White / Aluminium
H105 x Ø123 mm
AC 110-220 V / 15 W
3000K
950 Lm
30°
>80 Ra
IP20
90/350°
0,91 kg

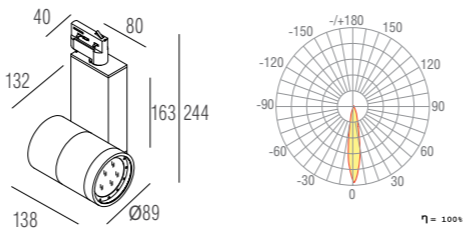


THREE-PHASE TRACK



DL18422/11WW-Track R White Dim

Product type	Track light
Color / Material	White / Aluminium
Dimensions	W138 x H244 x Ø89 mm
Voltage / Wattage	AC 220 V / 10.5 W
Operating current	500 mA
IP rating	20 IP
Luminous flux	890 Lm
Color temperature	3 000 K
Beam angle	36°
Color rendering index	>90 Ra
Net weight	1.48 kg
Dimmable Light source included	

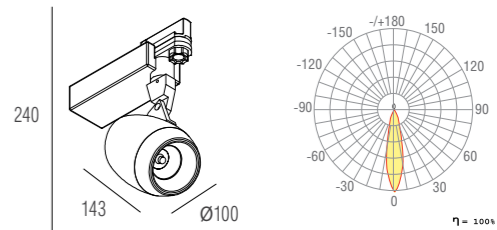


THREE-PHASE TRACK



DL18433/11WW-Track R White

Product type	Track light
Color / Material	White / Aluminium
Dimensions	H240 x Ø100 mm
Voltage / Wattage	AC 220 V / 15 W
Operating current	400 mA
IP rating	20 IP
Luminous flux	1350 Lm
Color temperature	3 000 K
Beam angle	24°
Color rendering index	>90 Ra
Net weight	0.78 kg
Light source included	



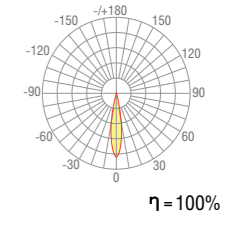
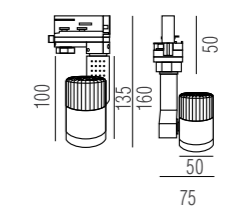




DL18761/01 Track W 5W

DL18761/01 Track * 5W


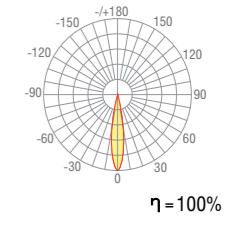
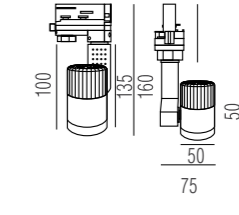
Color White
 Material Aluminium, plastic
 Dimensions $\varnothing 50 \times W75 \times H135$
 Voltage / Wattage AC 180-240B / 5W 260 mA
 Color temperature 3000 K / 4000 K
 Luminous flux 500Lm
 Color rendering index Ra>80
 Beam angle 20°
 IP rating IP20
 Rotation angle 170°/350°
 Light of source LED COB
 Net weight 0.2 kg
 Light source included



DL18761/01 Track B 7W

DL18761/01 Track * 7W

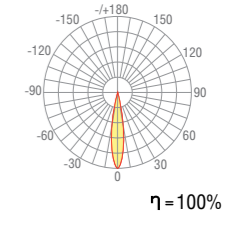
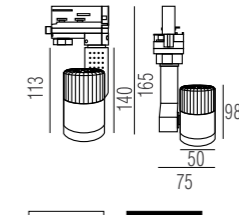
Color Black
 Material Aluminium, plastic
 Dimensions $\varnothing 50 \times W75 \times H135$
 Voltage / Wattage AC 180-240B / 7W 260 mA
 Color temperature 3000 K / 4000 K
 Luminous flux 700 Lm
 Color rendering index Ra>80
 Beam angle 20°
 IP rating IP20
 Rotation angle 170°/350°
 Light of source LED COB
 Net weight 0.2 kg
 Light source included



DL18761/01 Track W 12W

DL18761/01 Track * 12W

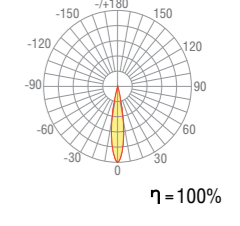
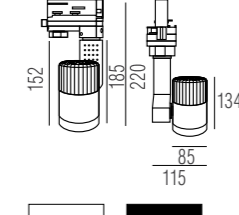
Color White
 Material Aluminium, plastic
 Dimensions $\varnothing 70 \times W95 \times H140$
 Voltage / Wattage AC 180-240B / 12W 260 mA
 Color temperature 3000 K / 4000 K
 Luminous flux 1200 Lm
 Color rendering index Ra>80
 Beam angle 20°
 IP rating IP20
 Rotation angle 170°/350°
 Light of source LED COB
 Net weight 0.33 kg
 Light source included



DL18761/01 Track W/B 30W

DL18761/01 Track * 30W

Color Black
 Material Aluminium, plastic
 Dimensions $\varnothing 50 \times W75 \times H135$
 Voltage / Wattage AC 180-240B / 30W 260mA
 Color temperature 3000 K / 4000 K
 Luminous flux 3000Lm
 Color rendering index Ra>80
 Beam angle 20°
 IP rating IP20
 Rotation angle 170°/350°
 Light of source LED COB
 Net weight 0.53 kg
 Light source included





PROFILE SYSTEMS



It is possible to embody a lot of design ideas by using a DONOLUX® profile: to form light strips on the ceiling, walls and even on the floor, to arrange basic lighting or make a structure of almost any configuration and shape.

The DONOLUX® profile is made of anodized aluminum. This material is a good heat spreader for LED strips thus prolonging the diodes lifetime. It is not subject to corrosion and is resistant to mechanical impacts. It is manufactured with special chamfers facilitating the mounting of fastening elements, so that the finished lamp installation does not require drilling of the housing. For uniform light distribution, we offer matt acrylic diffusers for each type of profile.

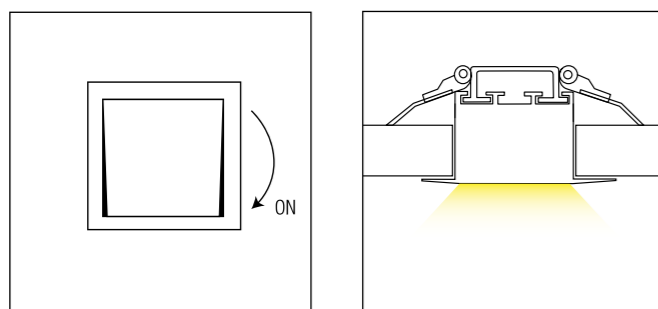
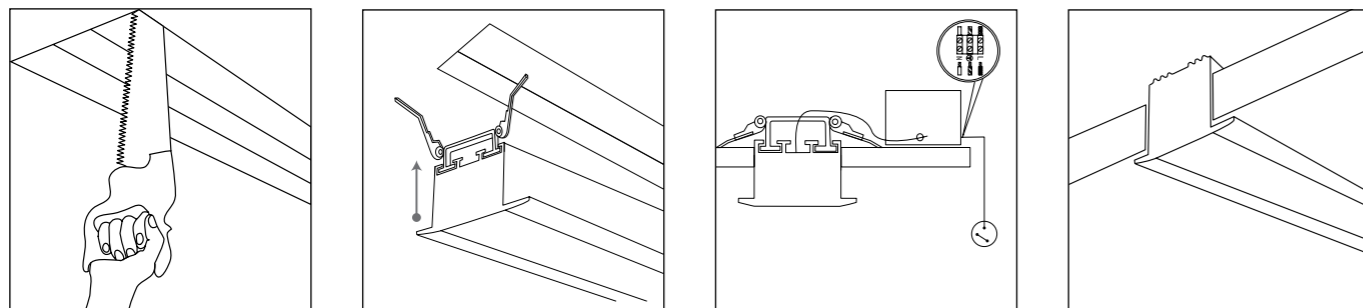
For the manufacturing of ready-made lamps made of profile, we recommend to use DONOLUX® strip as light source as it perfectly fits the profile size and is characterized by long-lasting performance (up to 50,000 h), high energy efficiency and has got color rendering index >90 Ra (pages 298-301 of the catalogue).

The assortment of the finished lamps made of DONOLUX® profile includes recessed, ceiling and suspended modifications:

– Recessed lamps made of the profile are used for arrangement of the basic and accent lighting. They are mounted into the ceilings and the walls as well as into the floor if used with special diffusers. Having a profile height of 11 mm and more, such lamps are indispensable in the premises with a limited ceiling void.

– A profile equipped with a set of fasteners for suspended mounting is used for suspended structures. Suspended systems allow to arrange light accents, illuminate a particular surface or create non-standard constructions for general room illumination.

– Ceiling profile lamps are convenient for use in residential, office, commercial and industrial premises and are very easy to install. They are made on the basis of one-sided and two-sided profiles.

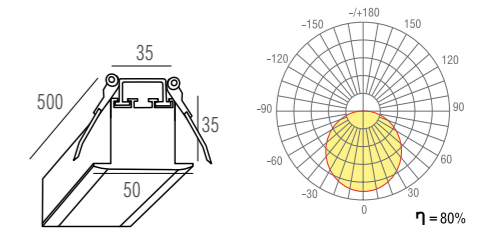


Colorable




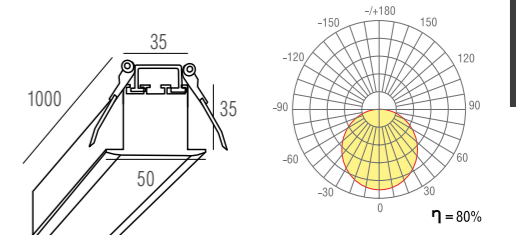
DL18502M50WW10/15

Product type Recessed luminaire aluminum profile
 Color Aluminium
 Material Aluminium
 Dimensions L500 x W50x H35 mm
 Mounting dimensions 37 x 505 mm
 Wattage 9.6 W / 14.4 W
 IP rating 20 IP
 Luminous flux 660 Lm / 1080 Lm
 Color temperature 3 000 K
 Light source included



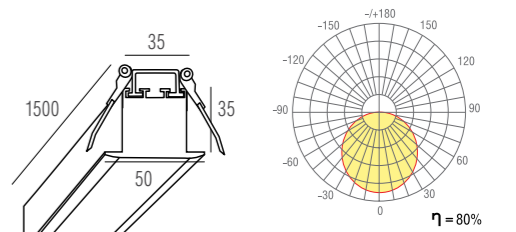
DL18502M100WW20/30

Product type Recessed luminaire aluminum profile
 Color Aluminium
 Material Aluminium
 Dimensions L1000 x W50x H35 mm
 Mounting dimensions 37 x 1005 mm
 Wattage 19.2 W / 28.8 W
 IP rating 20 IP
 Luminous flux 1320 Lm / 2160 Lm
 Color temperature 3 000 K
 Light source included



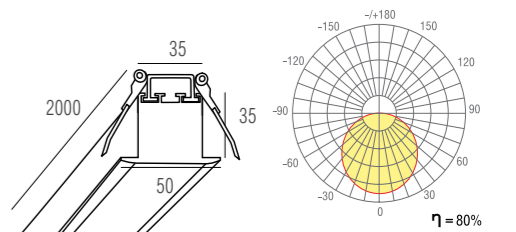
DL18502M150WW30/45

Product type Recessed luminaire aluminum profile
 Color Aluminium
 Material Aluminium
 Dimensions 1500 x W50x H35 mm
 Mounting dimensions 37 x 1505 mm
 Wattage 28.8 W / 43.2 W
 IP rating 20 IP
 Luminous flux 1980 Lm / 3240 Lm
 Color temperature 3 000 K
 Light source included

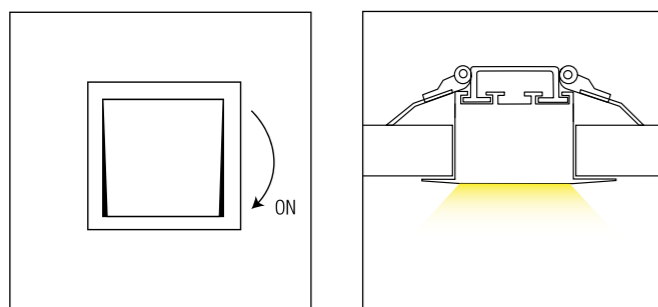
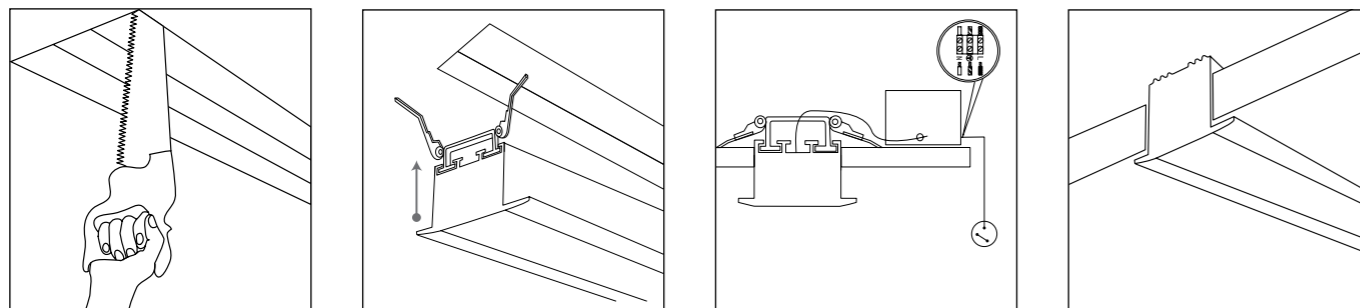


DL18502M200WW40/60

Product type Recessed luminaire aluminum profile
 Color Aluminium
 Material Aluminium
 Dimensions 2000 x W50x H35 mm
 Mounting dimensions 37 x 2005 mm
 Wattage 38.4 W / 57.6 W
 IP rating 20 IP
 Luminous flux 2640 Lm / 4320 Lm
 Color temperature 3 000 K
 Light source included



Any modifications by special order

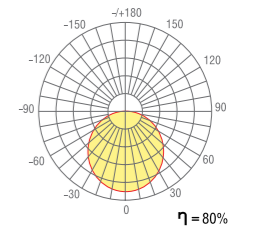
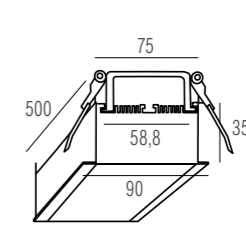


Colorable



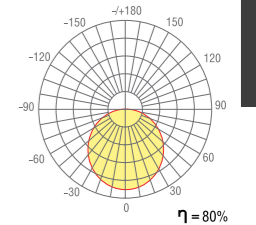
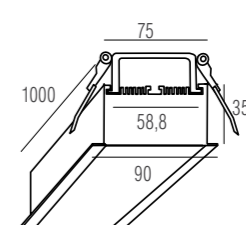
DL18512M50WW20

Product type Recessed luminaire aluminum profile
 Color Aluminium
 Material Aluminium
 Dimensions 500 x W90x H35 mm
 Mounting dimensions 77 x 505 mm
 Wattage 19.2 W
 IP rating 20 IP
 Luminous flux 1320 Lm
 Color temperature 3 000 K
 Light source included



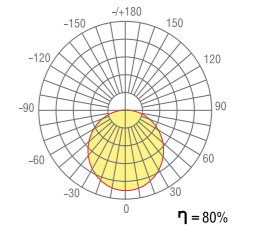
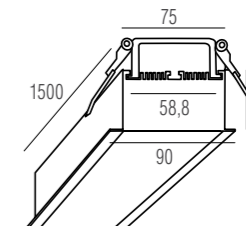
DL18512M100WW40

Product type Recessed luminaire aluminum profile
 Color Aluminium
 Material Aluminium
 Dimensions 1000 x W90x H35 mm
 Mounting dimensions 77 x 1005 mm
 Wattage 38.4 W
 IP rating 20 IP
 Luminous flux 2640 Lm
 Color temperature 3 000 K
 Light source included



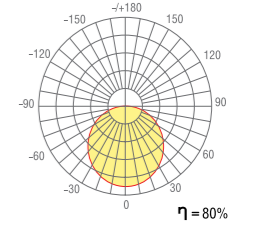
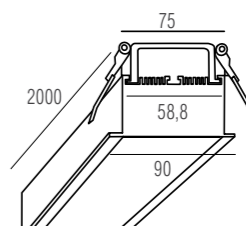
DL18512M150WW60

Product type Recessed luminaire aluminum profile
 Color Aluminium
 Material Aluminium
 Dimensions 1500 x W90x H35 mm
 Mounting dimensions 77 x 1505 mm
 Wattage 57.6 W
 IP rating 20 IP
 Luminous flux 3960 Lm
 Color temperature 3 000 K
 Light source included

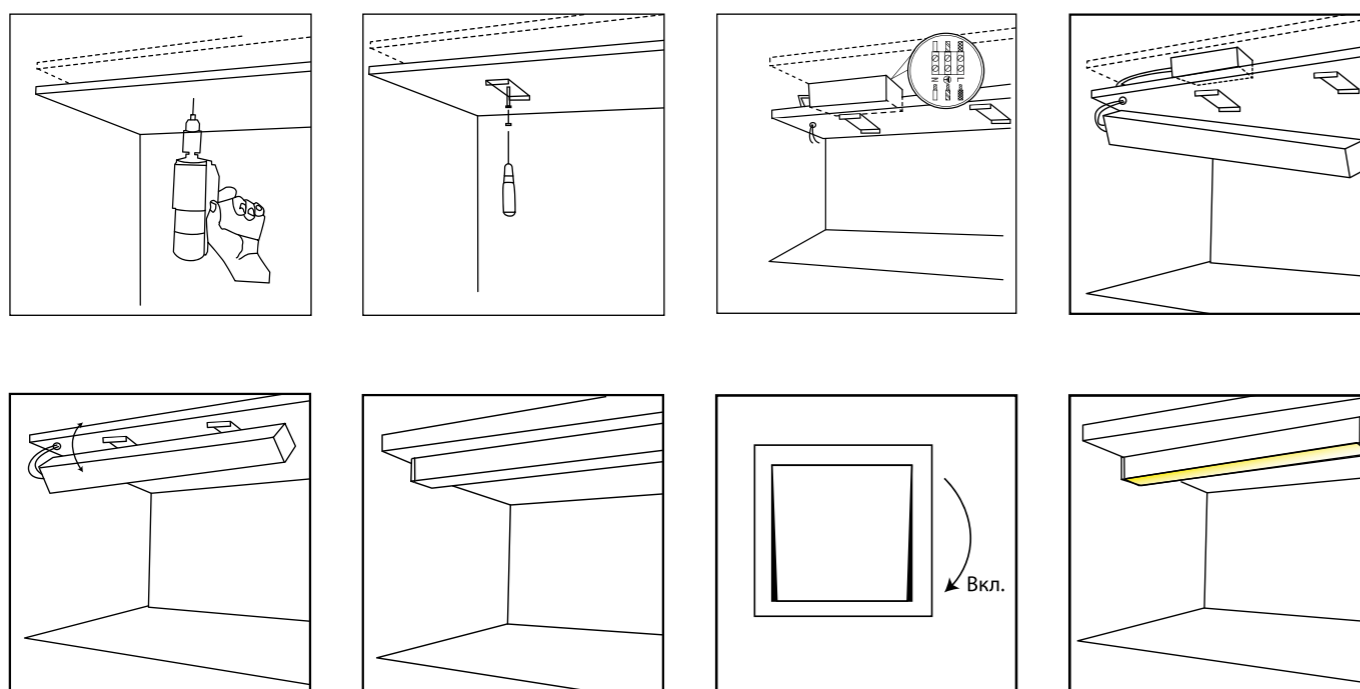


DL18512M200WW80

Product type Recessed luminaire aluminum profile
 Color Aluminium
 Material Aluminium
 Dimensions 2000 x W90x H35 mm
 Mounting dimensions 77 x 2005 mm
 Wattage 76.8 W
 IP rating 20 IP
 Luminous flux 5280 Lm
 Color temperature 3 000 K
 Light source included



Any modifications by special order

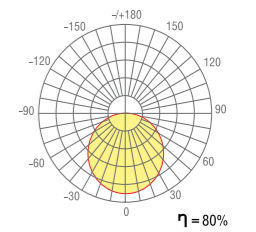
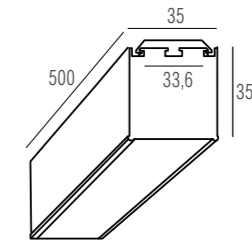


Colorable




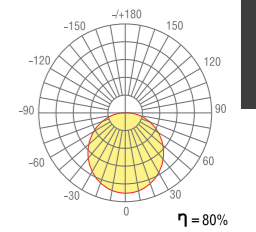
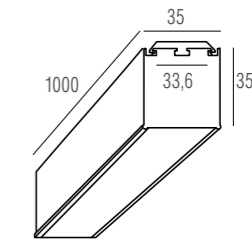
DL18506C50WW10/15

Product type Surface-mounted aluminum profile
 Dimensions L500 x W35x H35 mm
 Color Aluminium
 Material Aluminium
 Wattage 9.6 W / 14.4 W
 IP rating 20 IP
 Luminous flux 660 Lm / 1080 Lm
 Color temperature 3 000 K
 Light source included




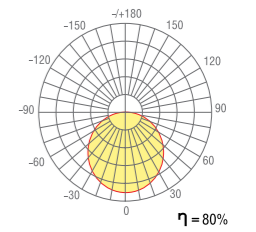
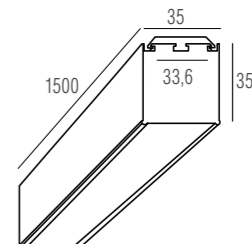
DL18506C100WW20/30

Product type Surface-mounted aluminum profile
 Dimensions L1000 x W35x H35 mm
 Color Aluminium
 Material Aluminium
 Wattage 19.2 W / 28.8 W
 IP rating 20 IP
 Luminous flux 1320 Lm / 2160 Lm
 Color temperature 3 000 K
 Light source included



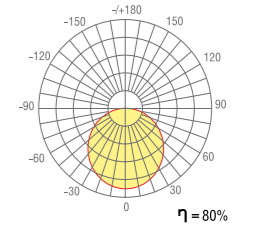
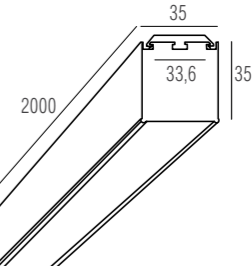
DL18506C150WW30/45

Product type Surface-mounted aluminum profile
 Dimensions L1500 x W35x H35 mm
 Color Aluminium
 Material Aluminium
 Wattage 28.8 W / 43.2 W
 IP rating 20 IP
 Luminous flux 1980 Lm / 3240 Lm
 Color temperature 3 000 K
 Light source included

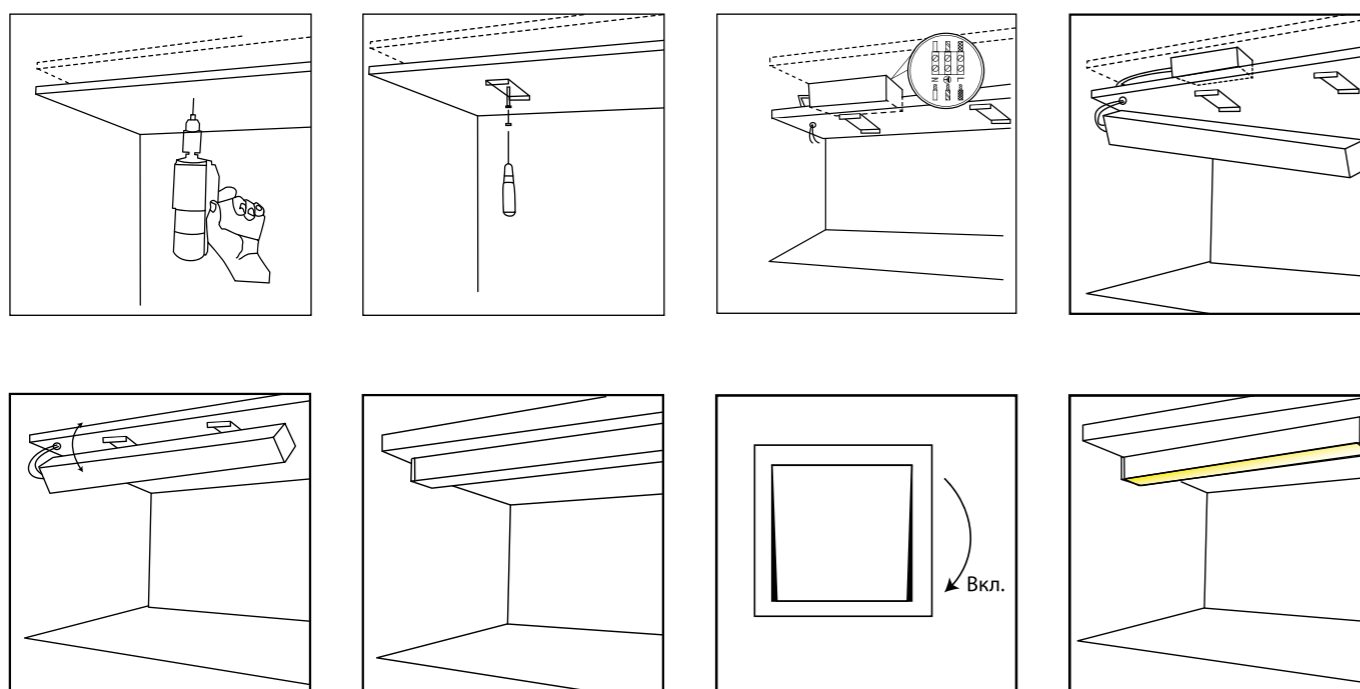


DL18506C200WW40/60

Product type Surface-mounted aluminum profile
 Dimensions L2000 x W35x H35 mm
 Color Aluminium
 Material Aluminium
 Wattage 38.4 W / 57.6 W
 IP rating 20 IP
 Luminous flux 2640 Lm / 4320 Lm
 Color temperature 3 000 K
 Light source included



Any modifications by special order

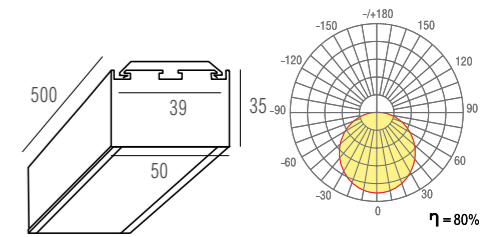


Colorable



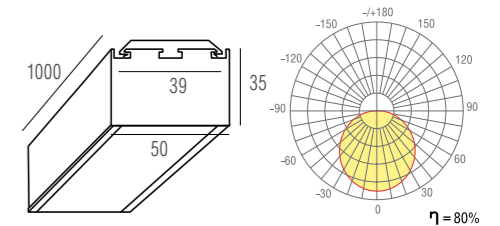
DL18511C50WW10/15

Product type Surface-mounted aluminum profile
 Dimensions L500 x W50x H35 mm
 Color Aluminium
 Material Aluminium
 Wattage 9.6 W / 14.4 W
 IP rating 20 IP
 Luminous flux 660 Lm / 1080 Lm
 Color temperature 3 000 K
 Light source included



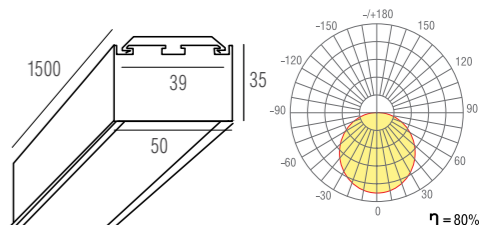
DL18511C100WW20/30

Product type Surface-mounted aluminum profile
 Dimensions L1000 x W50x H35 mm
 Color Aluminium
 Material Aluminium
 Wattage 19.2 W / 28.8 W
 IP rating 20 IP
 Luminous flux 1320 Lm / 2160 Lm
 Color temperature 3 000 K
 Light source included



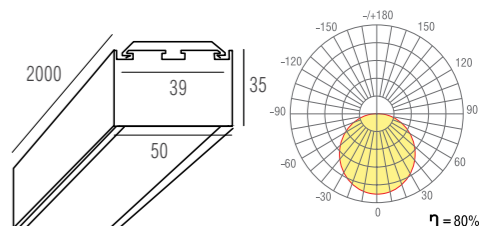
DL18511C150WW30/45

Product type Surface-mounted aluminum profile
 Dimensions L1500 x W50x H35 mm
 Color Aluminium
 Material Aluminium
 Wattage 28.8 W / 43.2 W
 IP rating 20 IP
 Luminous flux 1980 Lm / 3240 Lm
 Color temperature 3 000 K
 Light source included

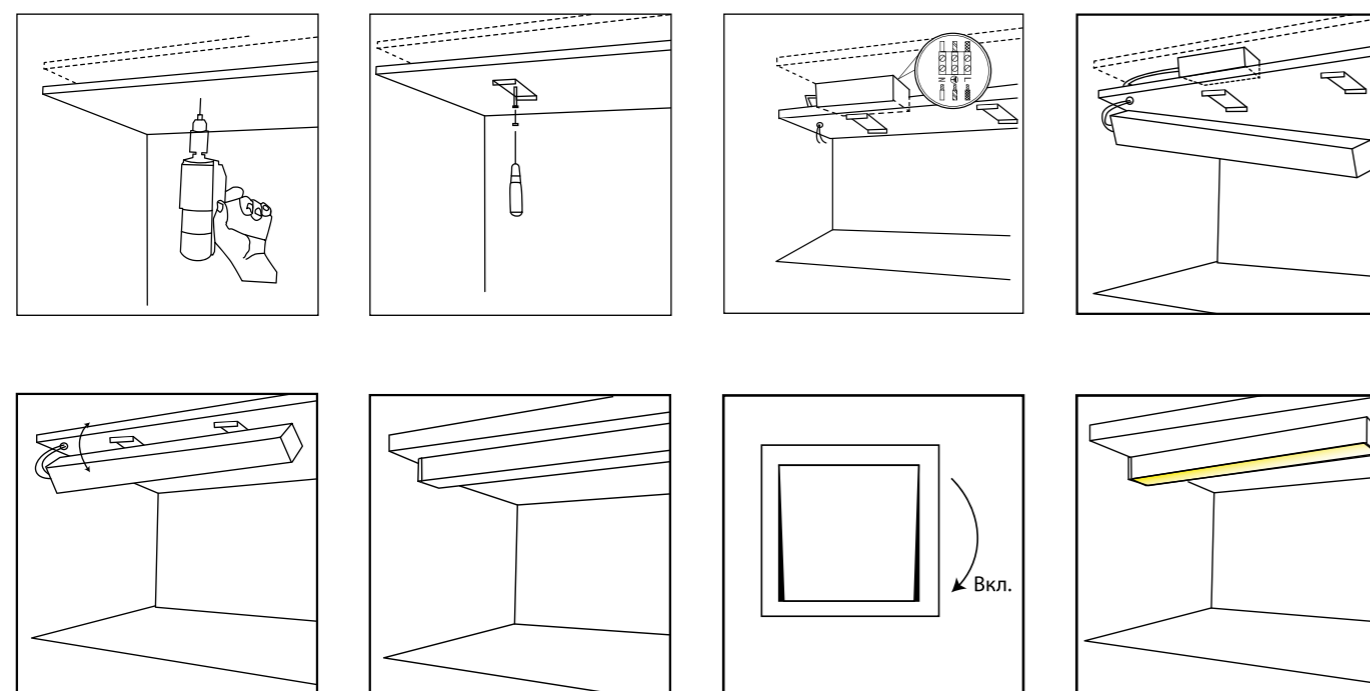


DL18511C200WW40/60


Product type Surface-mounted aluminum profile
 Dimensions L2000 x W50x H35 mm
 Color Aluminium
 Material Aluminium
 Wattage 38.4 W / 57.6 W
 IP rating 20 IP
 Luminous flux 2640 Lm / 4320 Lm
 Color temperature 3 000 K
 Light source included



Any modifications by special order


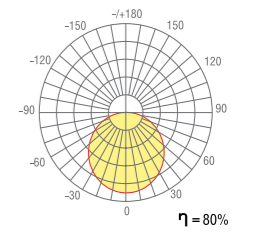
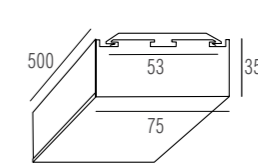


Colorable



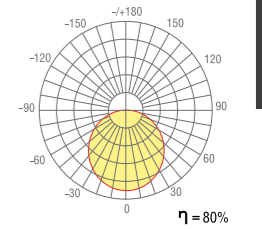
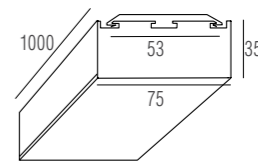
DL18513C50WW20

Product type Surface-mounted aluminum profile
 Dimensions L500 x W75x H35 mm
 Color Aluminium
 Material Aluminium
 Wattage 19.2 W
 IP rating 20 IP
 Luminous flux 1320 Lm
 Color temperature 3 000 K
 Light source included




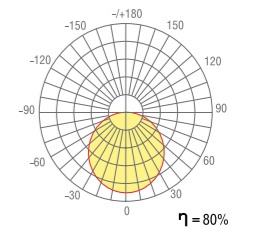
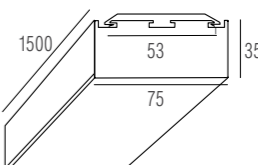
DL18513C100WW40

Product type Surface-mounted aluminum profile
 Dimensions L1000 x W75x H35 mm
 Color Aluminium
 Material Aluminium
 Wattage 38.4 W
 IP rating 20 IP
 Luminous flux 2640 Lm
 Color temperature 3 000 K
 Light source included



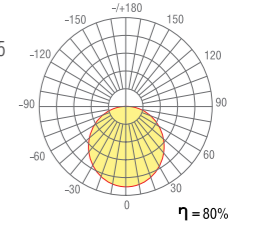
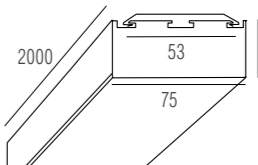
DL18513C150WW60

Product type Surface-mounted aluminum profile
 Dimensions L1500 x W75x H35 mm
 Color Aluminium
 Material Aluminium
 Wattage 57.6 W
 IP rating 20 IP
 Luminous flux 3960 Lm
 Color temperature 3 000 K
 Light source included

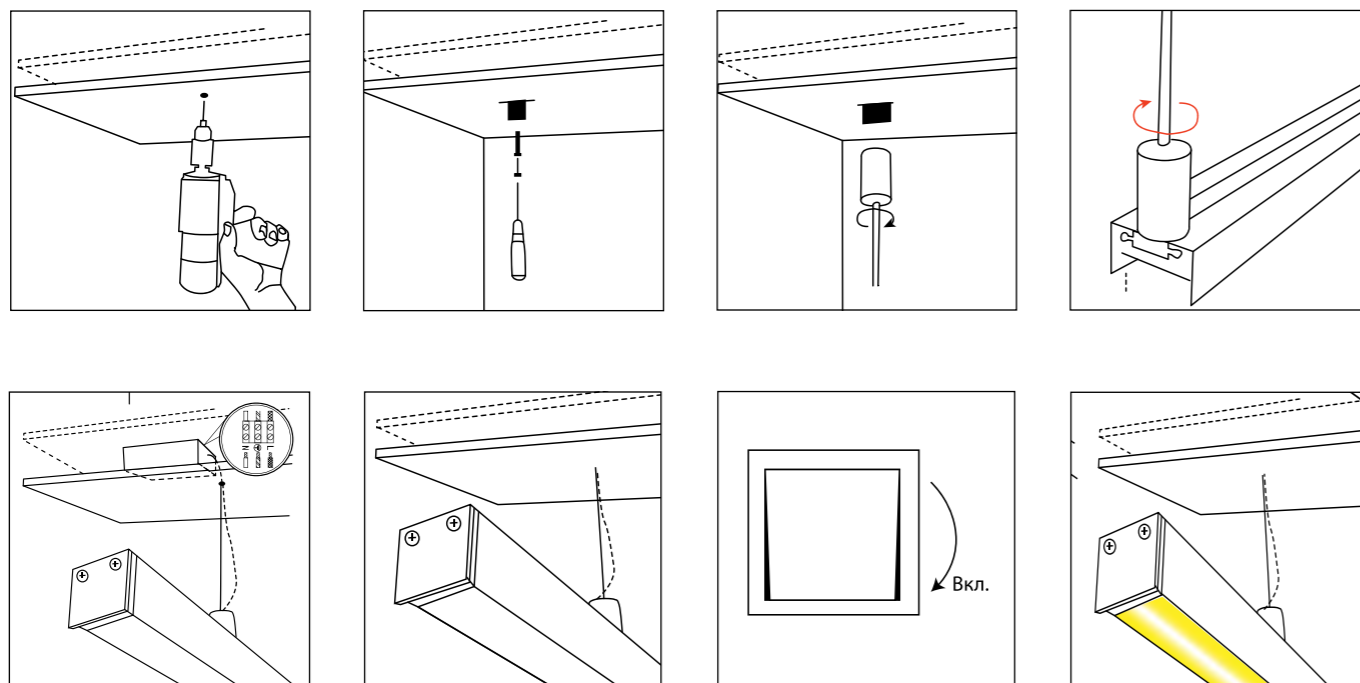


DL18513C200WW80

Product type Surface-mounted aluminum profile
 Dimensions L2000 x W75x H35 mm
 Color Aluminium
 Material Aluminium
 Wattage 76.8 W
 IP rating 20 IP
 Luminous flux 5280 Lm
 Color temperature 3 000 K
 Light source included



Any modifications by special order

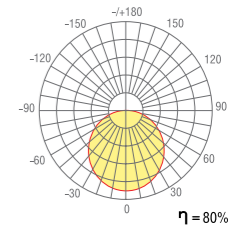
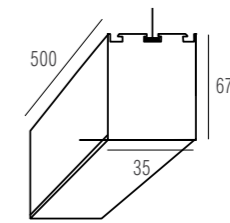


Colorable



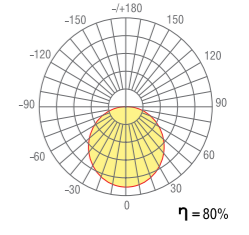
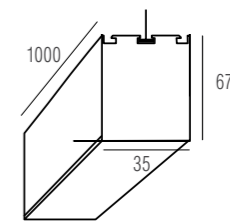
DL18515S50WW10

Product type: Pendant luminaire aluminum profile
 Dimensions: L500 x W67x H35 mm
 Color: Aluminium
 Material: Aluminium
 Wattage: 9.6 W
 IP rating: 20 IP
 Luminous flux: 660 Lm
 Color temperature: 3 000 K
 Light source included



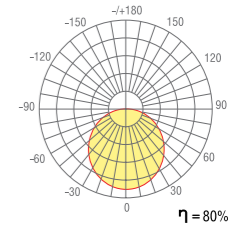
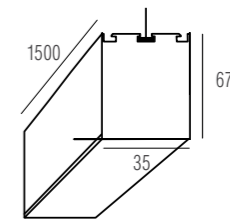
DL18515S100WW20

Product type: Pendant luminaire aluminum profile
 Dimensions: L1000 x W67x H35 mm
 Color: Aluminium
 Material: Aluminium
 Wattage: 19.2 W
 IP rating: 20 IP
 Luminous flux: 1320 Lm
 Color temperature: 3 000 K
 Light source included



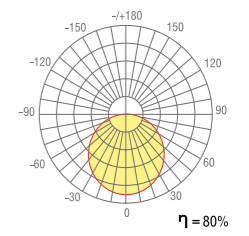
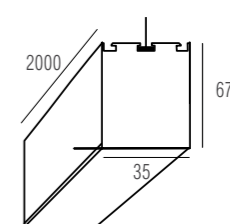
DL18515S150WW30

Product type: Pendant luminaire aluminum profile
 Dimensions: L1500 x W67x H35 mm
 Color: Aluminium
 Material: Aluminium
 Wattage: 28.8 W
 IP rating: 20 IP
 Luminous flux: 1980 Lm
 Color temperature: 3 000 K
 Light source included



DL18515S200WW40

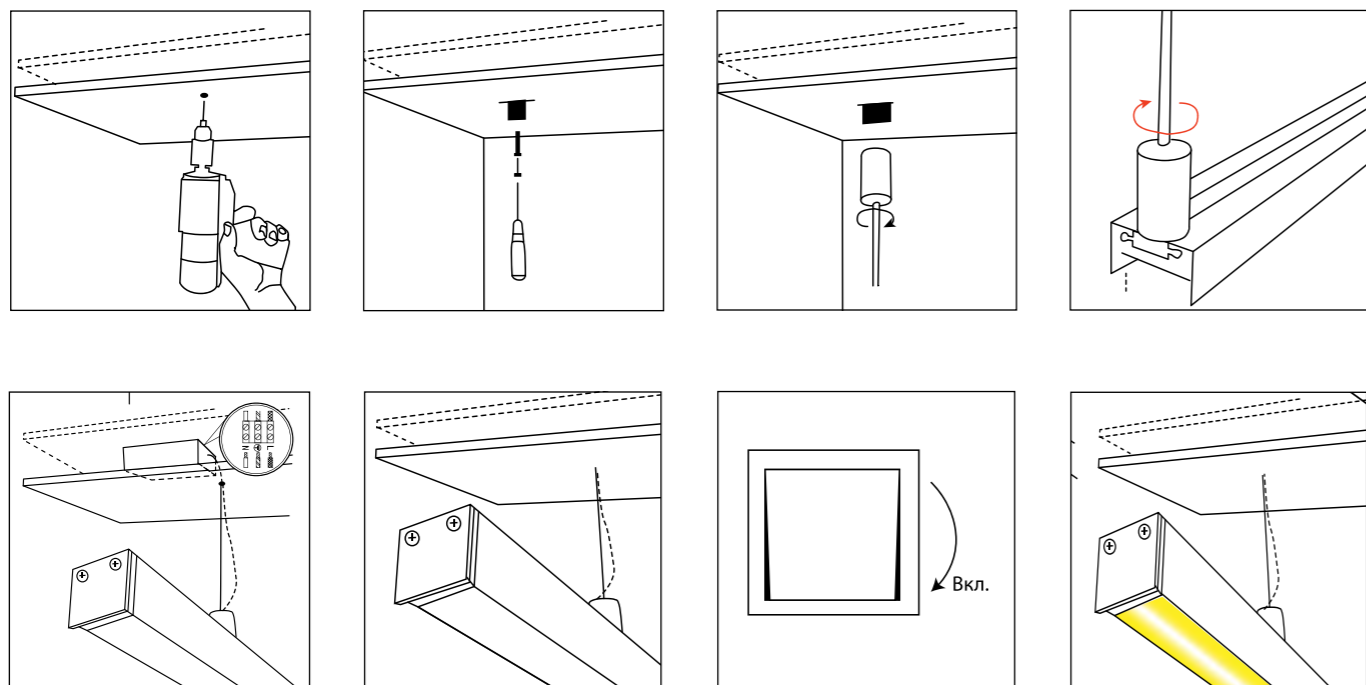
Product type: Pendant luminaire aluminum profile
 Dimensions: L2000 x W67x H35 mm
 Color: Aluminium
 Material: Aluminium
 Wattage: 38.4 W
 IP rating: 20 IP
 Luminous flux: 2640 Lm
 Color temperature: 3 000 K
 Light source included



Any modifications by special order



© Masha Shakhova, photographer Yuri Tokarev

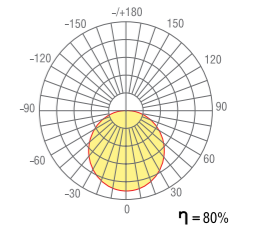
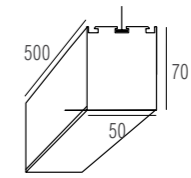


Colorable



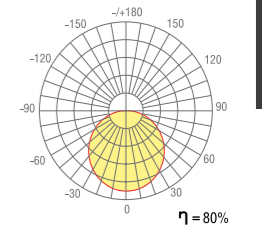
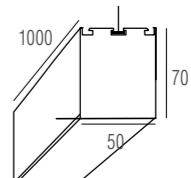
DL18516S50WW15/NW15

Product type: Pendant luminaire aluminum profile
 Dimensions: L500 x W50 x H70 mm
 Color: Aluminium
 Material: Aluminium
 Wattage: 14.4 W
 IP rating: 20 IP
 Luminous flux: 1080 Lm / 1320 Lm
 Color temperature: 3 000 K / 4 000 K
 Light source included



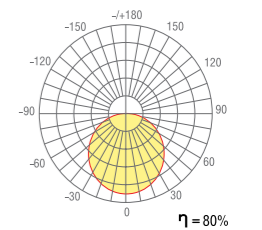
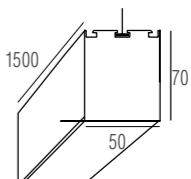
DL18516S100WW30/NW30

Product type: Pendant luminaire aluminum profile
 Dimensions: L1000 x W50 x H70 mm
 Color: Aluminium
 Material: Aluminium
 Wattage: 28.8 W
 IP rating: 20 IP
 Luminous flux: 2160 Lm / 2640 Lm
 Color temperature: 3 000 K / 4 000 K
 Light source included



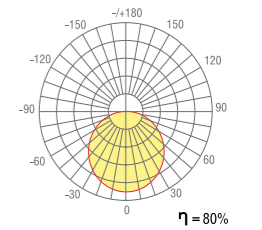
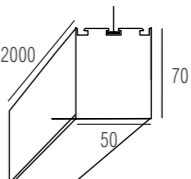
DL18516S150WW45/NW45

Product type: Pendant luminaire aluminum profile
 Dimensions: L1500 x W50 x H70 mm
 Color: Aluminium
 Material: Aluminium
 Wattage: 43.2 W
 IP rating: 20 IP
 Luminous flux: 3240 Lm / 3960 Lm
 Color temperature: 3 000 K / 4 000 K
 Light source included

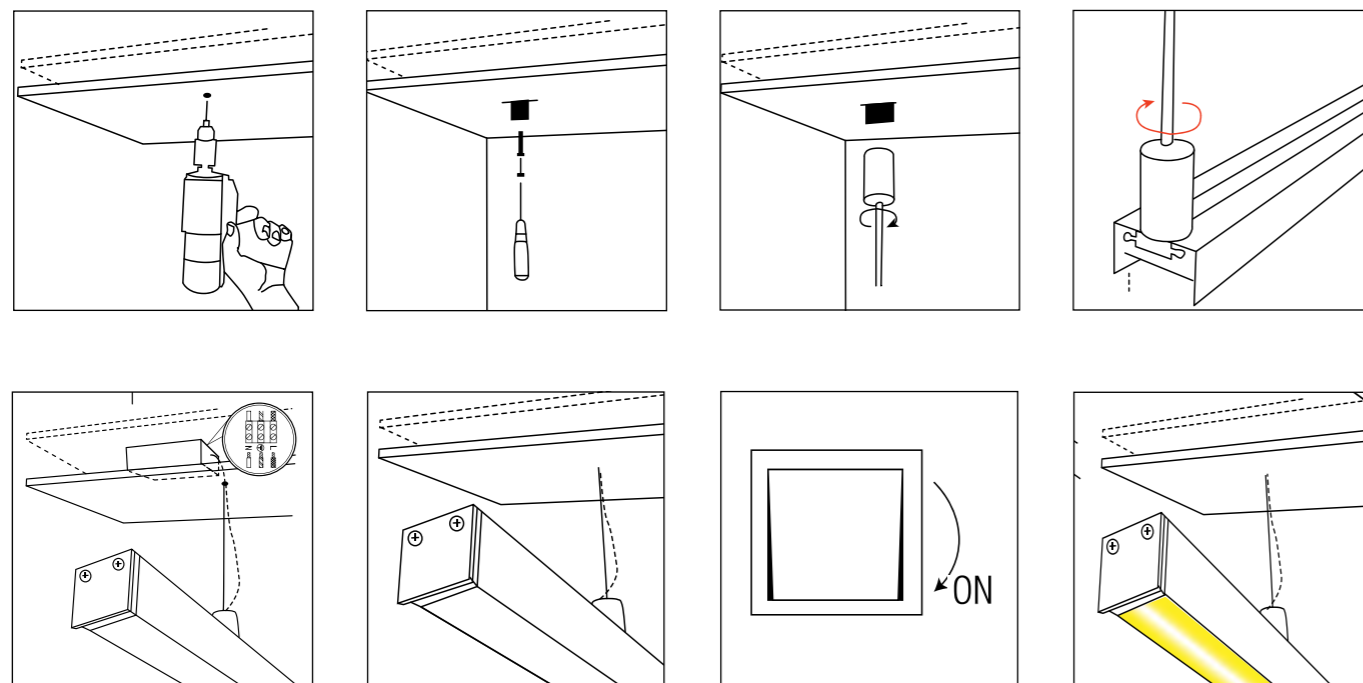


DL18516S200WW60/NW60


Product type: Pendant luminaire aluminum profile
 Dimensions: L2000 x W50 x H70 mm
 Color: Aluminium
 Material: Aluminium
 Wattage: 57.6 W
 IP rating: 20 IP
 Luminous flux: 4320 Lm / 5280 Lm
 Color temperature: 3 000 K / 4 000 K
 Light source included



Any modifications by special order

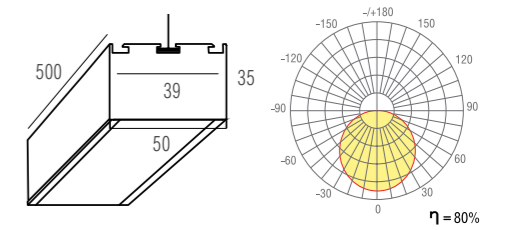


Colorable




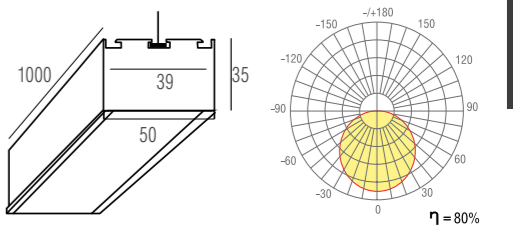
DL18511S50WW10/15

Product type Pendant luminaire
aluminum profile
Dimensions L500 x W50 x H35 mm
Color Aluminium
Material Aluminium
Wattage 9.6 W / 14.4 W
IP rating 20 IP
Luminous flux 660 Lm / 1080 Lm
Color temperature 3 000 K
Light source included




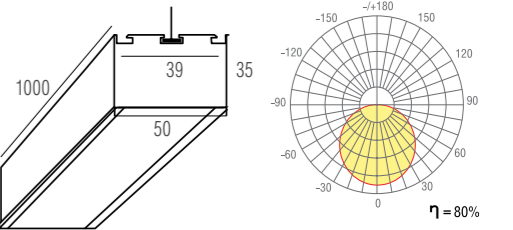
DL18511S100WW20/30

Product type Pendant luminaire
aluminum profile
Dimensions L1000 x W50 x H35 mm
Color Aluminium
Material Aluminium
Wattage 19.2 W / 28.8 W
IP rating 20 IP
Luminous flux 1320 Lm / 2160 Lm
Color temperature 3 000 K
Light source included



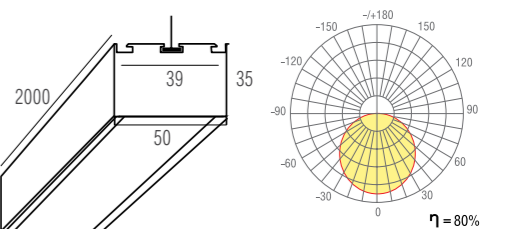
DL18511S150WW30/45

Product type Pendant luminaire
aluminum profile
Dimensions L1500 x W50 x H35 mm
Color Aluminium
Material Aluminium
Wattage 28.8 W / 43.2 W
IP rating 20 IP
Luminous flux 1980 Lm / 3240 Lm
Color temperature 3 000 K
Light source included

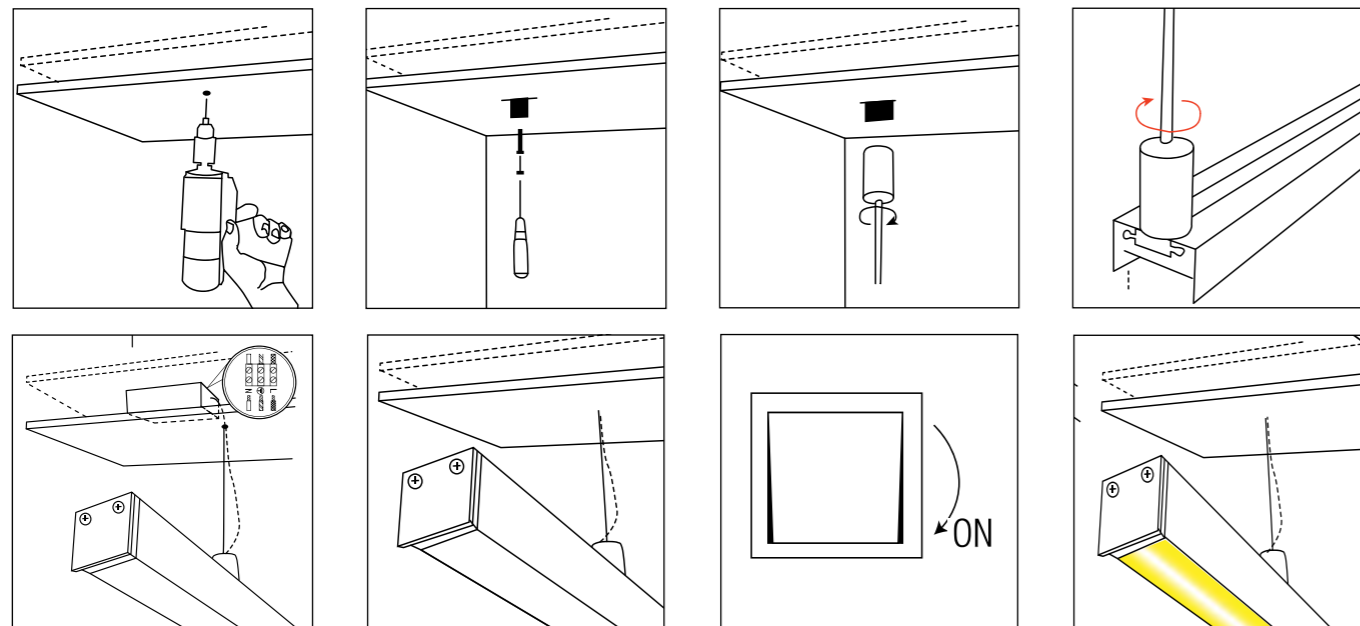


DL18511S200WW40/60

Product type Pendant luminaire
aluminum profile
Dimensions L2000 x W50 x H35 mm
Color Aluminium
Material Aluminium
Wattage 38.4 W / 57.6 W
IP rating 20 IP
Luminous flux 2640 Lm / 4320 Lm
Color temperature 3 000 K
Light source included



Any modifications by special order

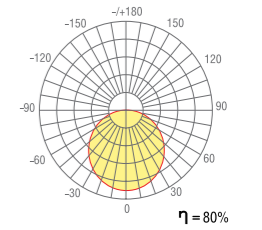
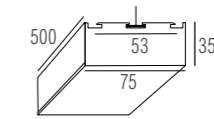


Colorable



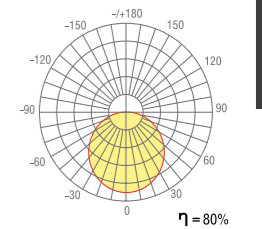
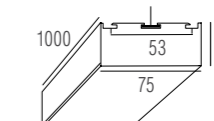
DL18513S50WW20

Product type: Pendant luminaire aluminum profile
 Dimensions: L500 x W75 x H35 mm
 Color: Aluminium
 Material: Aluminium
 Wattage: 19.2 W
 IP rating: 20 IP
 Luminous flux: 1320 Lm
 Color temperature: 3 000 K
 Light source included



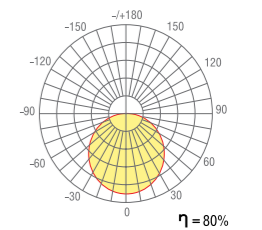
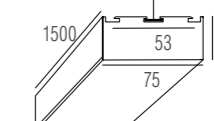
DL18513S100WW40

Product type: Pendant luminaire aluminum profile
 Dimensions: L1000 x W75 x H35 mm
 Color: Aluminium
 Material: Aluminium
 Wattage: 38.4 W
 IP rating: 20 IP
 Luminous flux: 2640 Lm
 Color temperature: 3 000 K
 Light source included



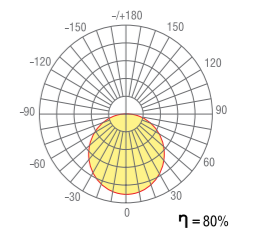
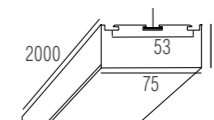
DL18513S100WW60

Product type: Pendant luminaire aluminum profile
 Dimensions: L1500 x W75 x H35 mm
 Color: Aluminium
 Material: Aluminium
 Wattage: 57.6 W
 IP rating: 20 IP
 Luminous flux: 3960 Lm
 Color temperature: 3 000 K
 Light source included



DL18513S200WW80

Product type: Pendant luminaire aluminum profile
 Dimensions: L2000 x W75 x H35 mm
 Color: Aluminium
 Material: Aluminium
 Wattage: 76.8 W
 IP rating: 20 IP
 Luminous flux: 5280 Lm
 Color temperature: 3 000 K
 Light source included




Any modifications by special order



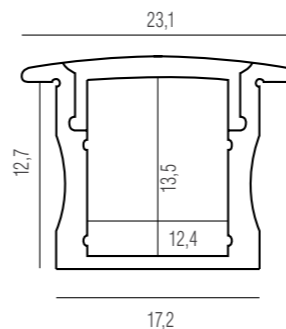
Colorable



DL18501Alu



CAP18501Grey



DL18501*

Recessed aluminum profile
 Dimensions in assembly, mm 23 x 14,5 x 2000
 Shipped multiple, m 2
 Led strip, width no more, mm 12



PC18501DO

Square Matt diffuser for profile DL18501
 Length, mm 2000
 Shipped multiple, m 2

CAP18501*

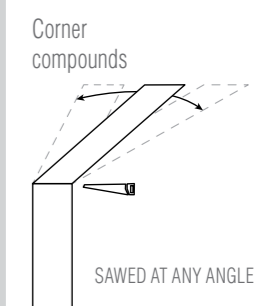
Side and cap for profile DL18501



ASSEMBLY ORDER



- LED STRIP
 DL-18381
 DL-18287
 DL-18321
 DL-18331
 DL-18325/RGB



PROFILE SYSTEMS

Colorable



DL18502Alu



DL18502*


Recessed aluminum profile
Dimensions in assembly, mm 47.2 x 35 x 2000
Shipped multiple, m 2
Led strip, Width no more, mm 32



RAL9003 White Matt Alu Anodized Aluminium

PC18502DO

Square Matt diffuser for profile DL18502
Length, mm 2000
Shipped multiple, m 2



CAP18502Alu

CAP18502*

Side and cap for profile DL18502



RAL9003 White Matt Alu Anodized Aluminium

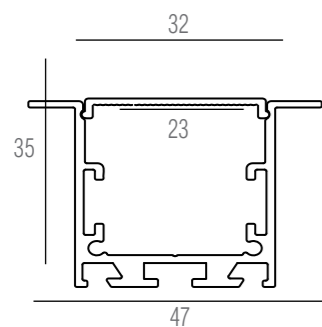
Fixing18502

Fixing for profile DL18502



Connector 90 Connector 120 Connector 180

Connector 90°, 120°, 180°





LED STRIP

- DL-18381 DL-18327/RGB+Warm
- DL-18287 DL-18331
- DL-18321
- DL-18286
- DL-18288
- DL-18285/RGB

RECESSED

ASSEMBLY ORDER



RECESSED

Colorable



DL18512Alu



DL18512*


Recessed aluminum profile
Dimensions in assembly, mm 85 x 35 x 2000
Shipped multiple, m 2
Led strip, Width no more, mm 52



RAL9003 White Matt Alu Anodized Aluminium

PC18512DO

Matt diffuser for profile DL18512
Length, mm 2000
Shipped multiple, m 2



CAP18512Alu

CAP18512*

Side and cap for profile DL18512



RAL9003 White Matt Alu Anodized Aluminium

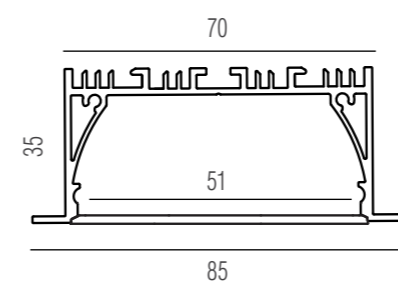
Fixing18502M

Fixing for profile DL18512




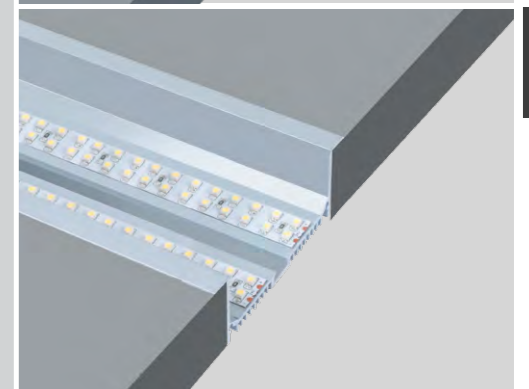

Connector 90 Connector 120 Connector 180

Connector 90°, 120°, 180°



PROFILE SYSTEMS

ASSEMBLY ORDER



LED STRIP

- DL-18381
- DL-18321
- DL-18287
- DL-18325/RGB
- DL-18327/RGB+Warm
- DL-18331
- DL-18286
- DL-18288

PROFILE SYSTEMS

Colorable



DL18507

Recessed aluminum profile
Dimensions in assembly, mm 70 x 26 x 2000
Shipped multiple, m 2
Led strip, Width no more, mm 12

70 x 26 x 2000
2
12

PC18501DO

Square Matt diffuser
for profile DL18507, 2 m

Length, mm 2000
Shipped multiple, m 2

2000
2

CAP18507.1L



Left Side and cap
for profile DL18507

CAP18507.2R

Right side end cap (with hole)
for profile DL18507

RECESSED

ASSEMBLY ORDER



RECESSED

Colorable



DL18509

Recessed aluminum profile **in floor**
Dimensions in assembly, mm 27 x 11 x 2000
Shipped multiple, m 2
Led strip, Width no more, mm 12

27 x 11 x 2000
2
12

PMMA18509SQ

Square Matt diffuser
for profile DL18507, 2 m

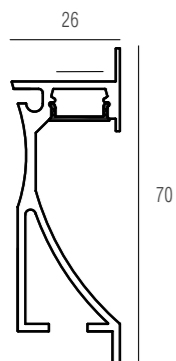


Length, mm 2000
Shipped multiple, m 2

2000
2

CAP18509.1

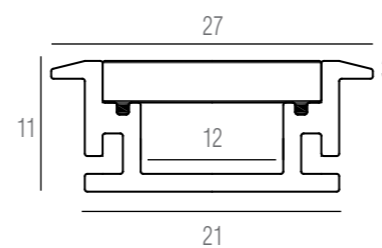
Side and cap
for profile DL18509

ASSEMBLY ORDER



LED STRIP

DL-18381
DL-18287
DL-18321
DL-18331
DL-18325



LED STRIP

DL-18381
DL-18287
DL-18321
DL-18325/RGB
DL-18331

PROFILE SYSTEMS

SURFACE-MOUNTED

SURFACE-MOUNTED

PROFILE SYSTEMS

Colorable



DL18510

Surface-mounted aluminum profile
 Dimensions in assembly, mm 10 x 13 x 2000
 Shipped multiple, m 2
 Led strip, Width no more, mm 8

PMMA18510SQ




Square Matt diffuser
 for profile DL18510
 Length, mm 2000
 Shipped multiple, m 2

CAP18510.1





Side and cap
 for profile DL18510

Clips18510

Metal clip
 for profile DL18510




ASSEMBLY ORDER




Colorable



DL18505Alu



CAP18505Grey



DL18505*

Surface-mounted aluminum profile
 Dimensions in assembly, mm 17 x 14.5 x 2000
 Shipped multiple, m 2
 Led strip, Width no more, mm 12

RAL9003 Alu
 White Anodized
 Matt Aluminium

PC18501DO

Square Matt diffuser
 for profile DL18505, 2 m
 Length, mm 2000
 Shipped multiple, m 2

CAP18505*

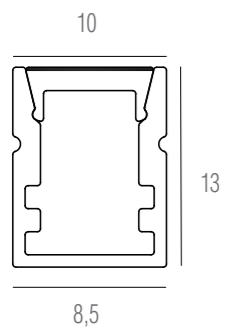
Side and cap
 for profile DL18505

RAL9003 Grey
 White Grey
 Matt

Clips18505

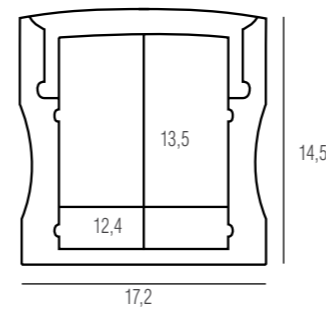
Wall clip
 for profile DL18505

ASSEMBLY ORDER



LED STRIP
 for profile DL18503

DL-18381
 DL-18321



LED STRIP

DL-18381
 DL-18287
 DL-18321
 DL-18325/RGB
 DL-18331

PROFILE SYSTEMS

SURFACE-MOUNTED

SURFACE-MOUNTED/ PENDANT

PROFILE SYSTEMS

Colorable



DL18506Alu

DL18506*

Surface-mounted aluminum profile
 Dimensions in assembly, mm 32 x 35 x 2000
 Shipped multiple, m 2
 Led strip, Width no more, mm 30



RAL9003 White Matt
 Alu Anodized Aluminium

PC18502DO

Square Matt diffuser for profile DL18506

Length, mm 2000
 Shipped multiple, m 2

CAP18506*

Side and cap for profile DL18506S



RAL9003 White Matt
 Alu Anodized Aluminium

Fixing kit

Universal kit of mounts and the cable for installation, 2 m

Clips18506S

Clips wall for profile DL18506S

Fixing18506 S

Fixing for plaster for profile DL 18506 S

Connector 90

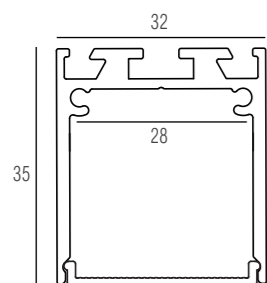
Connector 120

Connector 180

Connector 90°, 120°, 180°




CAP18506Alu



LED STRIP

DL-18381 DL-18286 DL-18327/RGB+Warm
 DL-18287 DL-18288 DL-18331
 DL-18325/
 RGB

ASSEMBLY ORDER



Colorable



DL18511Alu

DL18511*

Pendant/Surface-mounted aluminum profile
 Dimensions in assembly, mm 50 x 35 x 2000
 Shipped multiple, m 2
 Led strip, Width of strip no more, mm 39



RAL9003 White Matt
 Alu Anodized Aluminium
 Black Anodized Black

PC18516DO

Square Matt diffuser for profile DL18511

Length рассеивателя, mm 2000
 Shipped multiple, m 2

CAP18511*

Side and cap for profile DL18511



RAL9003 White Matt
 Alu Anodized Aluminium
 Black Anodized Black

Fixing kit

Universal kit of mounts and the cable for installation, 2 m

Clips18511S


Clips ceiling for profile DL18511

Connector 90

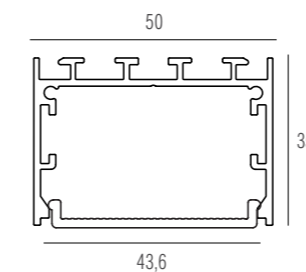
Connector 120

Connector 180

Connector 90°, 120°, 180°






CAP18511Alu



LED STRIP

DL-18381 DL-18325/RGB
 DL-18287 DL-18327/RGB+Warm
 DL-18286 DL-18331
 DL-18288 DL-18332

ASSEMBLY ORDER



PROFILE SYSTEMS

SURFACE-MOUNTED/ PENDANT



DL18513Alu

DL18513*

Surface-mounted aluminum profile
 Dimensions in assembly, mm 70 x 35 x 2000
 Shipped multiple, m 2
 Led strip, Width no more, mm 12



PC18512D0

Square Matt diffuser for profile DL18513
 Length, mm 2000
 Shipped multiple, m 2



CAP18513.*

Side and cap for profile DL18513



CAP18513.Alu


Fixing kit

Universal kit of mounts and the cable for installation, 2 m




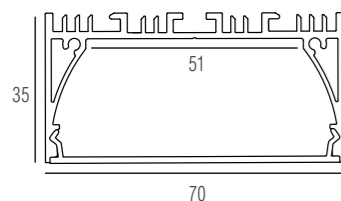
Clips18511S

Clips ceiling for profile DL18513



Connector 90 Connector 120 Connector 180

Connector 90°, 120°, 180°



ASSEMBLY ORDER



LED STRIP


DL-18381	DL-18327/RGB+Warm
DL-18287	DL-18332
DL-18286	DL-18331
DL-18288	
DL-18285/RGB	
DL-18325/RGB	

SURFACE-MOUNTED/ PENDANT



DL18515Alu

Surface-mounted aluminum profile
 Dimensions in assembly, mm 32 x 71.5 x 2000
 Shipped multiple, m 2
 Led strip, Width no more, mm 33




PC18502D0

Matt diffuser for profile DL18515
 Length, mm 2000
 Shipped multiple, m 2



CAP18515.Alu

Side and cap for profile DL18515



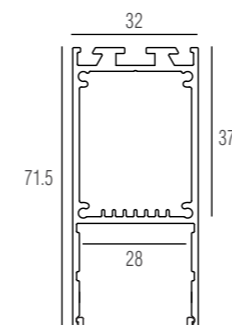
Fixing kit

Universal kit of mounts and the cable for installation, 2 m




Connector 90 Connector 120 Connector 180



Connector 90°, 120°, 180°



PROFILE SYSTEMS



ASSEMBLY ORDER



LED STRIP

DL-18381	DL-18288
DL-18287	DL-18332
DL-18325/RGB	
DL-18327/RGB+Warm	
DL-18331	
DL-18286	

PROFILE SYSTEMS

SURFACE-MOUNTED/ PENDANT



DL18516Alu

DL18516*


Surface-mounted aluminum profile
 Dimensions in assembly, mm 50 x 73 x 2000
 Shipped multiple, m 2
 Led strip, Width no more, mm 12



RAL9003
White
Matt

Alu
Anodized
Aluminium

Black
Anodized
Black



PC18516DO

Square Matt diffuser
 for profile DL18516
 Length, mm 2000
 Shipped multiple, m 2



CAP18516.*

Side and cap
 for profile DL18516



RAL9003
White
Matt

Alu
Anodized
Aluminium

Black
Anodized
Black





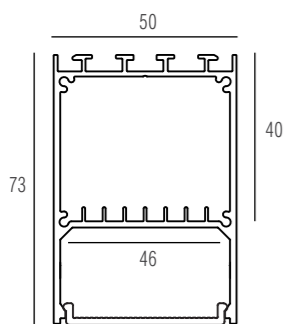
Fixing kit

Universal kit of mounts
 and the cable for installation, 2 m



Connector 90 Connector 120 Connector 180

Connector 90°, 120°, 180°.



ASSEMBLY ORDER

LED STRIP

- | | |
|-------------------|----------|
| DL-18381 | DL-18331 |
| DL-18287 | DL-18332 |
| DL-18286 | |
| DL-18288 | |
| DL-18325/RGB+Warm | |
| DL-18327/RGB+Warm | |

SURFACE-MOUNTED




DL18514

Surface-mounted aluminum profile
 Dimensions in assembly, mm 33 x 85 x 2000
 Shipped multiple, m 2
 Led strip, Width no more, mm 30



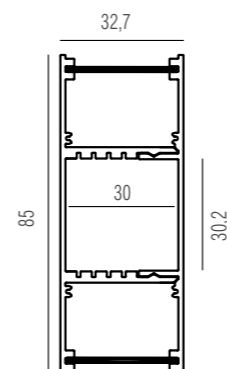
PMMA18514SQ

Square Matt diffuser
 for profile DL18514
 Length, mm 2000
 Shipped multiple, m 2




CAP18514.1

Side and cap
 for profile DL18514



PROFILE SYSTEMS



ASSEMBLY ORDER


LED STRIP

- | | |
|-------------------|----------|
| DL-18381 | DL-18332 |
| DL-18287 | DL-18288 |
| DL-18325/RGB | |
| DL-18327/RGB+Warm | |
| DL-18286 | |
| DL-18331 | |

PROFILE SYSTEMS



DL18503Alu
 Surface-mounted aluminum profile
 Dimensions in assembly, mm 16x 16 x 2000
 Shipped multiple,m 2
 Led strip , Width of strip no more , mm 10



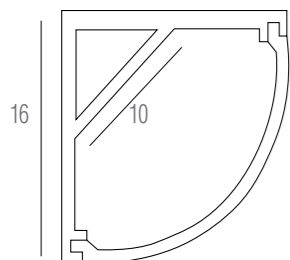
PC18503DO
 Square Matt diffuser
 for profile DL18516
 Length, mm 2000
 Shipped multiple,m 2



CAP18503Grey
 Side and cap
 for profile DL18503




CLIPS18503
 Plastic wall clip
 for profile DL18503



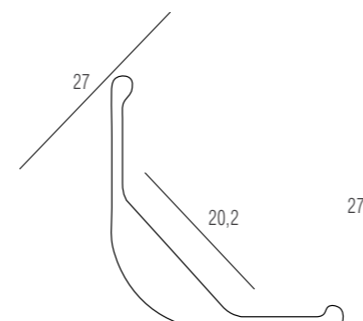

DL18504
 Corner aluminum profile
 Dimensions in assembly, mm 27x 27 x 2000
 Shipped multiple,m 2
 Led strip , Width no more , mm 20



PMMA18504R
 Square Matt diffuser
 for profile DL18504
 Length, mm 2000
 Shipped multiple,m 2



CAP18504.1
 Side and cap
 for profile DL18504



PROFILE SYSTEMS



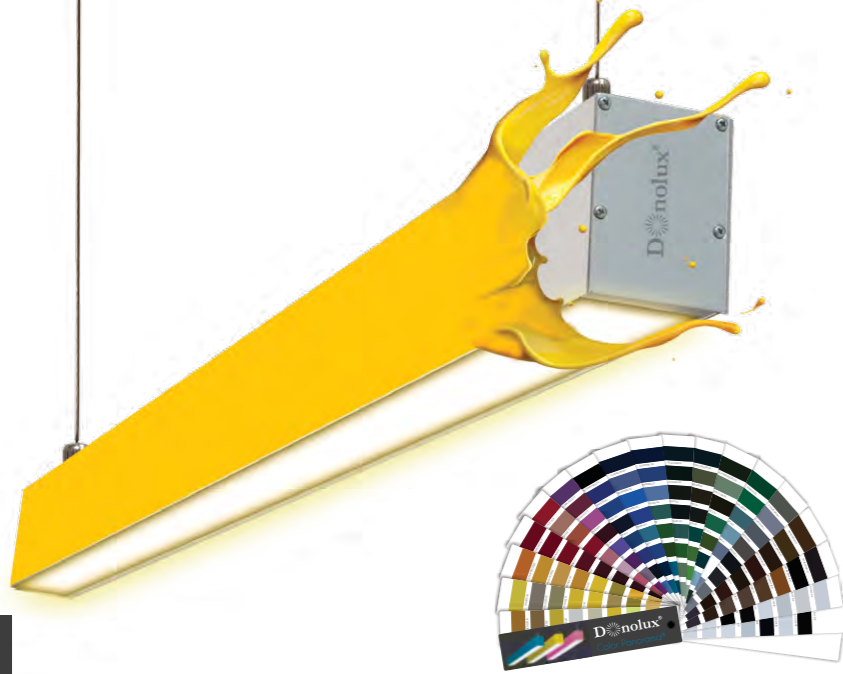
LED STRIP

DL-18286
 DL-18288
 DL-18327/RGB+Warm
 DL-18331
 DL-18332

People need
bright colors
to live

Le Corbusier wrote
in 1931
quoting

Fernand Leger. –
They are as necessary
as water and flame.



LE CORBUSIER

He is one of the most recognized architects of the XX century. His work still greatly influences architecture and design. The great architect did not amuse his customers with decoration, but color was the only kind of decoration he admitted.

Inspired by the harmonious colors of nature, the outstanding architect developed the original color system consisting of 43 muted shades later supplemented with 20 more dynamic hues.

Le Corbusier's Architectural polychromy is a masterpiece. All 63 shades of his palette are perfectly matched while providing the widest range of colors for the decorators creative work.

Complete
the perfect
shape of the
DONOLUX®
lamps
with the color!

Inspired by the works of the great architect, we present a new collection of DONOLUX® palette to your attention:

Color Panorama®

Our collection is an opportunity to feel like an artist; it is a tool to create your individual color design of lamps.

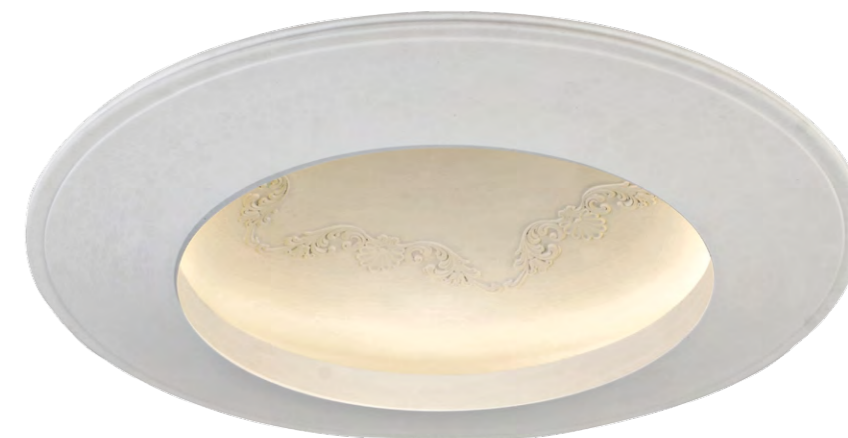
These modern DONOLUX® lamps fit perfectly into the architectural interior where accent lighting is in the foreground. All models are presented in two or three most popular colors, but now you can also expand these boundaries.

We offer painting of aluminum profiles, suspended line and ring lights as well as a number of recessed and attachable models in any color of the Color Panorama® palette.

Refer to Color Panorama® palette whenever the color of the lighting fixtures in the interior should support or emphasize any designers idea.



GYPSUM LUMINAIRES



The dimensional gypsum DONOLUX® lamps are characterized by their exquisite appearance, comfortable lighting level and multiple eye-catching shapes.

Flat squares and circles with a luminous “double bottom” creating a two-level ceiling effect. The light source is mounted in the housing in such a way that it remains invisible and the bright LED light does not dazzle even in case of a wide view angle. Concave hemispheres decorated with classical stucco molding on the dome or a pattern with a polygon structure. It may also have no pattern; such dome creates a visual effect of virtual absence of the lamp bottom. Lamps in the shape of a round or oval volcano (volcanic cone) with notches on the “vent” or with embossed edge of the “crater”.

EPISTAR diode-based LED linears (Taiwan) are used as a light source in all lamps of the collection.

Recessed lamps made of gypsum are mounted aflush with the ceiling, are plastered and can be painted in any color with the usual colors for painting. Being installed in such a way, they become a single piece with the ceiling. It is possible to embody interesting architectural solutions in the interior by using recessed gypsum lamps combining the aesthetic design component with functional lighting.

GYP SUM LUMINA IRES

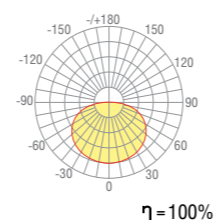
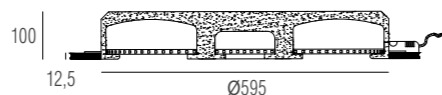
ARCHITECTURAL



Colorable

DL242GR

Product type Gypsum luminaire
 Color White
 Dimensions L595 x W595 x H100 mm (armstrong)
 Voltage / Wattage AC 220-230V / 39W260 mA
 Color temperature 3000 K
 Luminous flux 3900 Lm
 Color rendering index Ra>80
 Beam angle 120°
 IP rating IP20
 Net weight 9,6 kg
 Light source included



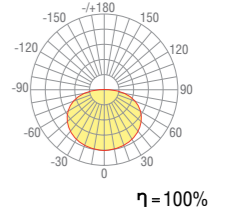
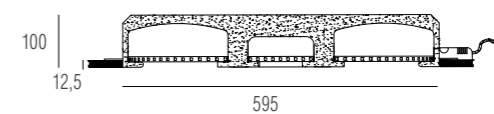
ARCHITECTURAL

GYP SUM LUMINA IRES



DL242GSQ

Product type Gypsum luminaire
 Color White
 Dimensions L595 x W595 x H100 mm (armstrong)
 Voltage / Wattage AC 220-230B / 43W 260 mA
 Color temperature 3000 K
 Luminous flux 4300 Lm
 Color rendering index Ra>80
 Beam angle 100°
 IP rating IP20
 Net weight 9,7kg
 Light source included



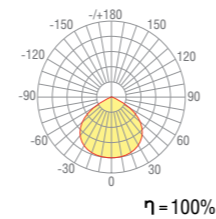
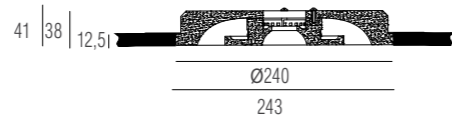
GYPSUM LUMINAIRES

ARCHITECTURAL




DL236GR

Product type Gypsum luminaire
 Color White
 Dimensions $\varnothing 240 \times H38$ mm
 Mounting hole $\varnothing 243$ mm
 Voltage / Wattage AC 220-230V / 4,8W 260 mA
 Color temperature 3000 K
 Luminous flux 480 Lm
 Color rendering index Ra>80
 Beam angle 120°
 IP rating IP20
 Net weight 1,6 kg
 Light source included



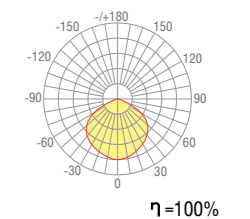
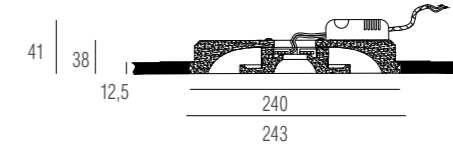
ARCHITECTURAL

GYPSUM LUMINAIRES



DL236GSQ

Product type Gypsum luminaire
 Color White
 Dimensions L240 x W240 x H38 mm
 Mounting hole 243 x 243 mm
 Voltage / Wattage AC 220-230V / 6W 260 mA
 Color temperature 3000 K
 Luminous flux 600 Lm
 Color rendering index Ra>80
 Beam angle 120°
 IP rating IP20
 Net weight 1,8 kg
 Light source included



GYP SUM LUMINA IRES

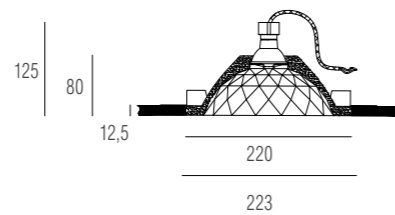
ARCHITECTURAL



Colorable

DL238G

Product type	Gypsum luminaire
Color	White
Dimensions	L220 x W220 x H80 mm
Mounting hole	223 x 223 mm
Voltage / Wattage, max.:	AC 220-230V / 35W
Light source	1 x GU 10
Net weight	1,45 kg
Lamps in the kit do not include	



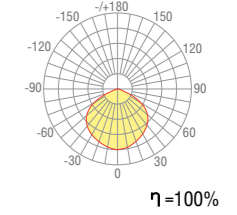
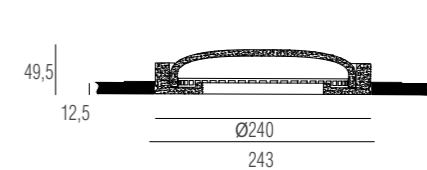
ARCHITECTURAL

GYP SUM LUMINA IRES



DL237G

Product type	Gypsum luminaire
Color	White
Dimensions / Mounting hole	Ø240 x H50 mm / Ø243 mm
Voltage / Wattage, max.:	AC 220-230V / 7,2W 260 mA
Color temperature	3000 K
Luminous flux	720 Lm
IP rating	IP20
Beam angle	120°
Color rendering index	>80 Ra
Net weight	1,7 kg
Light source included	



GYP SUM LUMINA IRES

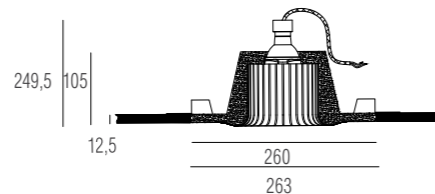
ARCHITECTURAL



Colorable

DL239G1

Product type Gypsum luminaire
 Color White
 Dimensions L260 x W260 x H105 mm
 Mounting hole 263 x 263 mm
 Voltage / Wattage AC 220-230V / 35W
 Light source 1 x GU10
 Net weight 3,2 kg
 Lamp not included



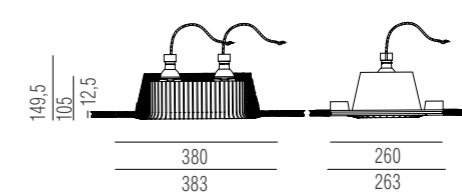
ARCHITECTURAL

GYP SUM LUMINA IRES



DL239G2

Product type Gypsum luminaire
 Color White
 Dimensions L380 x W260 x H105 mm
 Mounting hole 383 x 263 mm
 Voltage / Wattage AC 220-230V / 35 W
 Light source 2xGU10
 Net weight 4,9 kg
 Lamp not included



GYPSUM LUMINAIRES

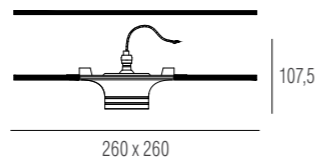
ARCHITECTURAL



Colorable

DL241G1

Product type Gypsum luminaire
 Color White
 Dimensions L260 x W260 x H107,5 mm
 Mounting hole 263 x 263 mm
 Voltage / Wattage, max AC 220-230V / 35W
 Light source 1 x GU10
 Net weight 2,7 kg
 Lamp not included



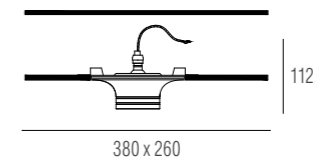
ARCHITECTURAL

GYPSUM LUMINAIRES



DL241G2

Product type Gypsum luminaire
 Color White
 Dimensions L380 x W260 x H112,5 mm
 Mounting hole 383 x 263 mm
 Voltage / Wattage, max AC 220-230V / 35W
 Light source 2 x GU10
 Net weight 4,3 kg
 Lamp not included



GYP SUM LUMINA IRES

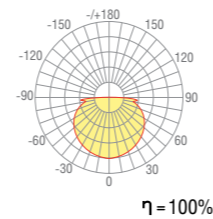
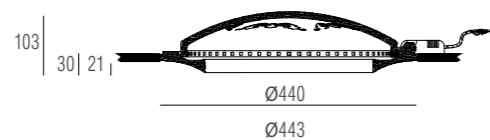
ARCHITECTURAL



Colorable

DL243G

Product type Gypsum luminaire
 Color White
 Dimensions Ø440 x H100 mm
 Mounting hole Ø443 mm
 Voltage / Wattage AC 220-230V / 12W 260mA
 Color temperature 3000K
 Luminous flux 1200Lm
 Color rendering index Ra>80
 Beam angle 120°
 IP rating IP20
 Net weight 5,5 kg
 Light source included



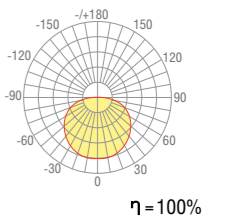
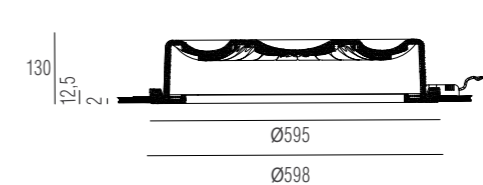
ARCHITECTURAL



Colorable

DL240G

Product type Gypsum luminaires
 Color White
 Dimensions Ø595 x H130 mm
 Mounting hole Ø598 mm
 Voltage / Wattage AC 220-230B / 20W 260mA
 Color temperature 3000K
 Luminous flux 2000Lm
 Color rendering index Ra>80
 Beam angle 120°
 IP rating IP20
 Net weight 9,8 kg
 Light source included





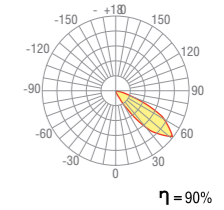
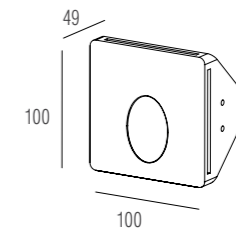
Colorable



DL251G

Product type
Color / Material
Dimensions
Mounting hole
Wattage
Luminous flux
Color temperature
IP rating
Net weight
Light source included

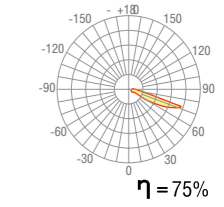
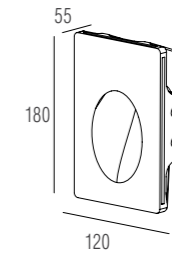
Wall recessed
White / Gypsum
L100 x W100 x H49 mm
103x103 mm
1 W
80 Lm
3000 K
20 IP
0.7 kg



DL252G

Product type
Color / Material
Dimensions / Depth
Mounting hole
Wattage
Luminous flux
Color temperature
IP rating
Net weight
Light source included

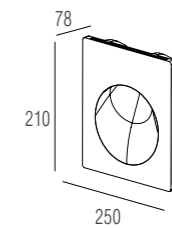
Wall recessed
White / Gypsum
L180 x W120 mm / 55 mm
183x123 mm
1 W
80 Lm
3000 K
20 IP
0.7 kg



DL253G

Product type
Color / Material
Dimensions / Depth
Mounting hole
Voltage / Wattage
IP rating
Lamp Type / Size type
Base
Number of lamps
Net weight
Lamp not included

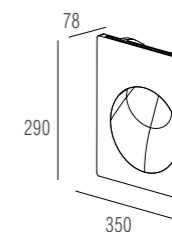
Wall recessed
White / Gypsum
L210 x W250 mm / 78 mm
253 x 213 mm
AC 220 V / 35 W
20 IP
Halogen (Aluminum covering)/
LED / MR16
GU10
1 pcs
2.62 kg



DL254G

Product type
Color / Material
Dimensions / Depth
Mounting hole
Voltage / Wattage
IP rating
Lamp Type / Size type
Base
Number of lamps
Net weight
Lamp not included

Wall recessed
White / Gypsum
L290 x W350 mm / 78 mm
353x293 mm
AC 220 B / 35 W
20 IP
Halogen (Aluminum covering)/
LED / MR16
GU10
1 pcs
3 kg



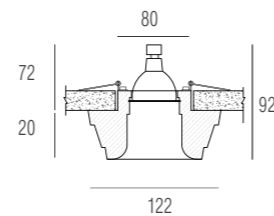
GYPSUM LUMINAIRES

CEILING RECESSED



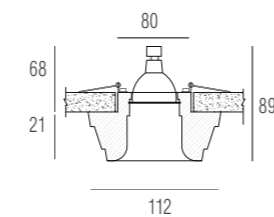
DL203G

Product type Recessed
 Color / Material White / Gypsum
 Dimensions L122 x W122 x H92 mm
 Mounting hole 80 mm
 IP rating 20 IP
 Lamp Type / Size type Halogen (Aluminum covering)/ LED / MR16
 Base GU5,3
 Number of lamps 1 pcs
 Wattage 50 W
 Net weight 0.47 kg
 Lamp not included



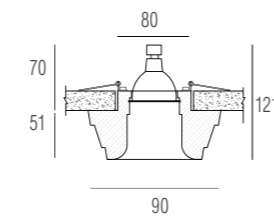
DL204G

Product type Recessed
 Color / Material White / Gypsum
 Dimensions Ø112 x H89mm
 Mounting hole 80 mm
 IP rating 20 IP
 Lamp Type / Size type Halogen (Aluminum covering)/ LED / MR16
 Base GU5,3
 Number of lamps 1 pcs
 Wattage 50 W
 Net weight 0.34 kg
 Lamp not included



DL200G

Product type Recessed
 Color / Material White / Gypsum
 Dimensions Ø90 x H121mm
 Mounting hole 80 mm
 IP rating 20 IP
 Lamp Type / Size type Halogen (Aluminum covering)/ LED / MR16
 Base GU5,3
 Number of lamps 1 pcs
 Wattage 50 W
 Net weight 0.38 kg
 Lamp not included



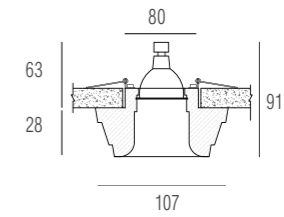
CEILING RECESSED

GYPSUM LUMINAIRES



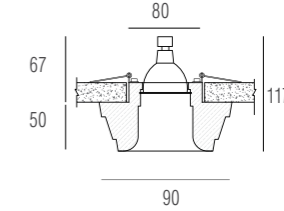
DL205G

Product type Recessed
 Color / Material White / Gypsum
 Dimensions Ø107 x H91 mm
 Mounting hole 80 mm
 IP rating 20 IP
 Lamp Type / Size type Halogen (Aluminum covering)/ LED / MR16
 Base GU5,3
 Number of lamps 1 pcs
 Wattage 50 W
 Net weight 0.4 kg
 Lamp not included



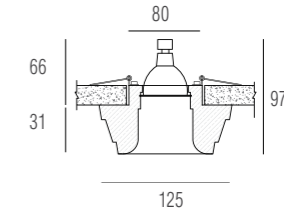
DL201G

Product type Recessed
 Color / Material White / Gypsum
 Dimensions Ø90 x H117 mm
 Mounting hole 80 mm
 IP rating 20 IP
 Lamp Type / Size type Halogen (Aluminum covering)/ LED / MR16
 Base GU5,3
 Number of lamps 1 pcs
 Wattage 50 W
 Net weight 0.33 kg
 Lamp not included



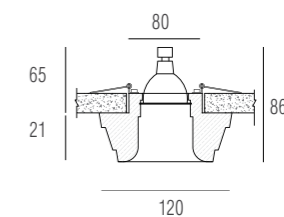
DL202G

Product type Recessed
 Color / Material White / Gypsum
 Dimensions L125 x W125 x H97 mm
 Mounting hole 80 mm
 IP rating 20 IP
 Lamp Type / Size type Halogen (Aluminum covering)/ LED / MR16
 Base GU5,3
 Number of lamps 1 pcs
 Wattage 50 W
 Net weight 0.47 kg
 Lamp not included



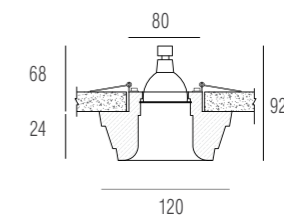
DL209G

Product type Recessed
 Color / Material White / Gypsum
 Dimensions Ø120 x H86 mm
 Mounting hole 80 mm
 IP rating 20 IP
 Lamp Type / Size type Halogen (Aluminum covering)/ LED / MR16
 Base GU5,3
 Number of lamps 1 pcs
 Wattage 50 W
 Net weight 0.44 kg
 Lamp not included



DL208G

Product type Recessed
 Color / Material White / Gypsum
 Dimensions L120 x W120 x H92 mm
 Mounting hole 80 mm
 IP rating 20 IP
 Lamp Type / Size type Halogen (Aluminum covering)/ LED / MR16
 Base GU5,3
 Number of lamps 1 pcs
 Wattage 50 W
 Net weight 0.47 kg
 Lamp not included

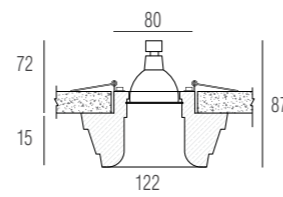




DL207G

Product type
Color / Material
Dimensions
Mounting hole
IP rating
Lamp Type / Size type

Recessed
White / Gypsum
H87 x Ø122 mm
80 mm
20 IP
Halogen (Aluminum covering)/
LED / MR16



Base
Number of lamps
Wattage
Net weight
Lamp not included

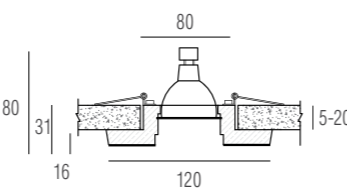
GU5,3
1 pcs
50 W
0.32 kg



DL223G

Product type
Color / Material
Dimensions
Mounting hole
IP rating
Lamp Type / Size type

Recessed
White / Gypsum
H80 x Ø120 mm
80 mm
20 IP
Halogen (Aluminum covering)/
LED / MR16



Base
Number of lamps
Wattage
Net weight
Lamp not included

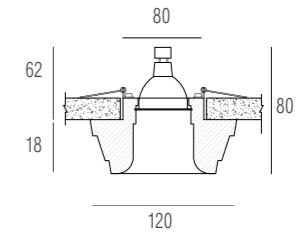
GU5,3
1 pcs
50 W
0.4 kg



DL225G

Product type
Color / Material
Dimensions
Mounting hole
IP rating
Lamp Type / Size type

Recessed
White / Gypsum
H80 x Ø120 mm
80 mm
20 IP
Halogen (Aluminum covering)/
LED



Base
Number of lamps
Wattage
Net weight
Lamp not included

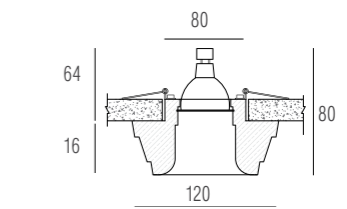
GU5,3
1 pcs
50 W
0.4 kg



DL226G

Product type
Color / Material
Dimensions
Mounting hole
IP rating
Lamp Type / Size type

Recessed
White / Gypsum
H80 x Ø120 mm
80 mm
20 IP
Halogen (Aluminum covering)/
LED / MR16



Base
Number of lamps
Wattage
Net weight
Lamp not included

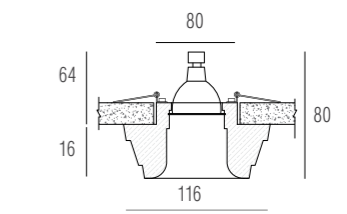
GU5,3
1 pcs
50 W
0.28 kg



DL224G

Product type
Color / Material
Dimensions
Mounting hole
IP rating
Lamp Type / Size type

Recessed
White / Gypsum
L116 x W116 x H80 mm
80 mm
20 IP
Halogen (Aluminum covering)/
LED / MR16



Base
Number of lamps
Wattage
Net weight
Lamp not included

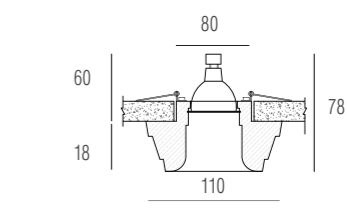
GU5,3
1 pcs
50 W
0.28 kg



DL210G

Product type
Color / Material
Dimensions
Mounting hole
IP rating
Lamp Type / Size type

Recessed
White / Gypsum
L110 x W110 x H78 mm
80 mm
20 IP
Halogen (Aluminum covering)/
LED / MR16



Base
Number of lamps
Wattage
Net weight
Lamp not included

GU5,3
1 pcs
50 W
0.45 kg

Colorable

GYPSUM LUMINAIRES

CEILING RECESSED




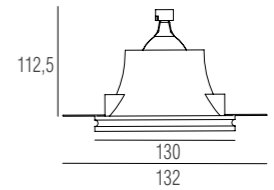
CEILING RECESSED

GYPSUM LUMINAIRES



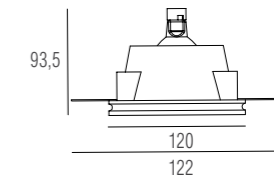
DL227G

Product type Recessed
 Color / Material White / Gypsum
 Dimensions H112.5 x Ø130 mm
 Mounting hole 132 mm
 IP rating 20 IP
 Lamp Type / Size type Halogen (Aluminum covering) / LED / MR16
 Base / Number of lamps GU5,3 / 1 pcs
 Wattage 50 W
 Net weight 0.63 kg
 Lamp not included



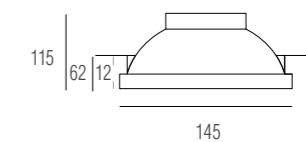
DL228G

Product type Recessed
 Color / Material White / Gypsum
 Dimensions L120 x W120 x H93.5 mm
 Mounting hole 122 x 122 mm
 IP rating 20 IP
 Lamp Type / Size type Halogen (Aluminum covering) / LED / MR16
 Base / Number of lamps GU5,3 / 1 pcs
 Wattage 50 W
 Net weight 0.69 kg
 Lamp not included



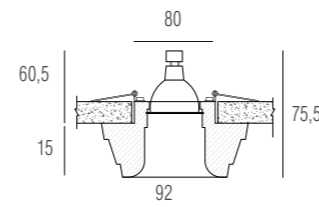
DL234G

Product type Recessed
 Color / Material White / Gypsum
 Dimensions H115 x Ø142 mm
 Mounting hole 145 mm
 IP rating 20 IP
 Lamp Type / Size type Halogen (Aluminum covering) / LED / MR16
 Base / Number of lamps GU5,3 / 1 pcs
 Wattage 50 W
 Net weight 0.51 kg
 Lamp not included



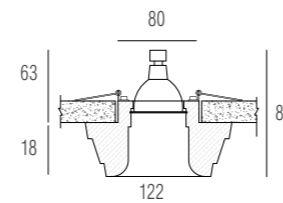
DL212G

Product type Recessed
 Color / Material White / Gypsum
 Dimensions H75.5 x Ø92 mm
 Mounting hole 80 mm
 IP rating 20 IP
 Lamp Type / Size type Halogen (Aluminum covering) / LED / MR16
 Base GU5,3
 Number of lamps 1 pcs
 Wattage 50 W
 Net weight 0.31kg
 Lamp not included



DL211G

Product type Recessed
 Color / Material White / Gypsum
 Dimensions H81 x Ø122 mm
 Mounting hole 80 mm
 IP rating 20 IP
 Lamp Type / Size type Halogen (Aluminum covering) / LED / MR16
 Base GU5,3
 Number of lamps 1 pcs
 Wattage 50 W
 Net weight 0.41 kg
 Lamp not included


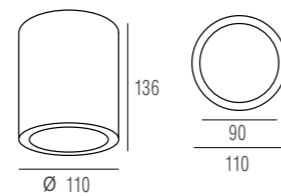


Colorable



DL230G

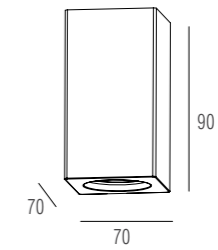
Product type Surface-mounted ceiling
 Color / Material White / Gypsum
 Dimensions H136 x Ø110 mm
 Inner diameter Ø 90 mm
 IP rating 20 IP
 Lamp Type Halogen (Aluminum covering)/LED
 Size type MR16
 Base / Number of lamps GU10 / 1 pcs
 Wattage 35 W
 Net weight 1,5 kg
 Lamp not included



DL263G

Product type Surface-mounted ceiling
 Color / Material White / Gypsum
 Dimensions L70x W70 x H90 mm
 Voltage AC 220 V
 IP rating 20 IP
 Lamp Type Halogen (Aluminum covering)/LED
 Size type MR16
 Base GU5,3
 Number of lamps 1 pcs
 Wattage 35 W
 Net weight 0.4 kg
 Lamp not included

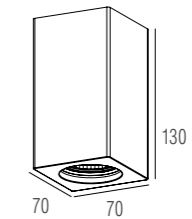
Surface-mounted ceiling
 White / Gypsum
 L70x W70 x H90 mm
 AC 220 V
 20 IP
 Halogen (Aluminum covering)/LED
 MR16
 GU5,3
 1 pcs
 35 W
 0.4 kg



DL264G

Product type Surface-mounted ceiling
 Color / Material White / Gypsum
 Dimensions L70x W70 x H130 mm
 Voltage AC 220 V
 IP rating 20 IP
 Lamp Type Halogen (Aluminum covering)/LED
 Size type MR16
 Base GU10
 Number of lamps 1 pcs
 Wattage 35 W
 Net weight 0.58 kg
 Lamp not included

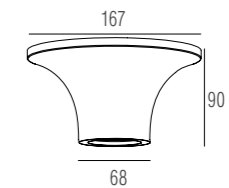
Surface-mounted ceiling
 White / Gypsum
 L70x W70 x H130 mm
 AC 220 V
 20 IP
 Halogen (Aluminum covering)/LED
 MR16
 GU10
 1 pcs
 35 W
 0.58 kg



DL260G

Product type Surface-mounted ceiling
 Color / Material White / Gypsum
 Dimensions H90 x Ø167 mm
 Voltage AC 220 V
 IP rating 20 IP
 Lamp Type Halogen (Aluminum covering)/LED
 Size type MR16
 Base GU10
 Number of lamps 1 pcs
 Wattage 35 W
 Net weight 0.54 kg
 Lamp not included

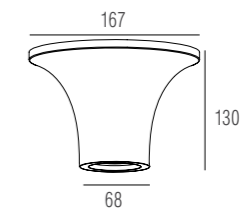
Surface-mounted ceiling
 White / Gypsum
 H90 x Ø167 mm
 AC 220 V
 20 IP
 Halogen (Aluminum covering)/LED
 MR16
 GU10
 1 pcs
 35 W
 0.54 kg



DL261G

Product type Surface-mounted ceiling
 Color / Material White / Gypsum
 Dimensions H130 x Ø167 mm
 Voltage AC 220 V
 IP rating 20 IP
 Lamp Type Halogen (Aluminum covering)/LED
 Size type MR16
 Base GU10
 Number of lamps 1 pcs
 Wattage 35 W
 Net weight 0.72 kg
 Lamp not included

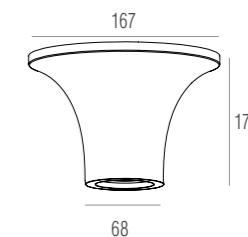
Surface-mounted ceiling
 White / Gypsum
 H130 x Ø167 mm
 AC 220 V
 20 IP
 Halogen (Aluminum covering)/LED
 MR16
 GU10
 1 pcs
 35 W
 0.72 kg



DL262G

Product type Surface-mounted ceiling
 Color / Material White / Gypsum
 Dimensions H170 x Ø167 mm
 Voltage AC 220 V
 IP rating 20 IP
 Lamp Type Halogen (Aluminum covering)/LED
 Size type MR16
 Base GU10
 Number of lamps 1 pcs
 Wattage 35 W
 Net weight 1 kg
 Lamp not included

Surface-mounted ceiling
 White / Gypsum
 H170 x Ø167 mm
 AC 220 V
 20 IP
 Halogen (Aluminum covering)/LED
 MR16
 GU10
 1 pcs
 35 W
 1 kg





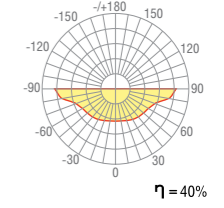
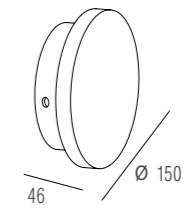
Colorable



DL256G

Product type
Color / Material
Diameter / Depth
Voltage / Wattage
Luminous flux
Color temperature
IP rating
Voltage DC
Net weight
Light source included

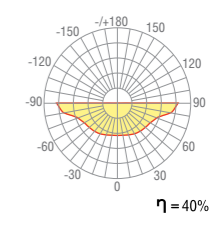
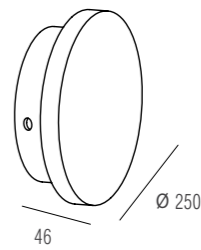
Surface-mounted
White / Gypsum
Ø150 mm / 46 mm
DC 12 B / 3 W
334 Lm
3000 K
20 IP
12 V
1.3 kg



DL257G

Product type
Color / Material
Diameter / Depth
Voltage / Wattage
Luminous flux
Color temperature
IP rating
Voltage
Net weight
Light source included

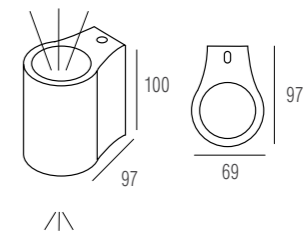
Surface-mounted
White / Gypsum
Ø250 mm / 46 mm
DC 12 B / 6 W
600 Lm
3000 K
20 IP
DC 12 V
1.6 kg



DL231G

Product type
Color / Material
Dimensions / Depth
Voltage
IP rating
Lamp Type
Size type
Cap
Number of lamps
Wattage
Net weight
Lamp not included

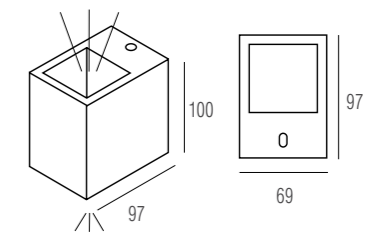
Surface-mounted
White / Gypsum
W69 x H100mm / 97 mm
AC 220 V
20 IP
Capsular halogen
MR16
G9
1 pcs
40 W
1 kg



DL232G

Product type
Color / Material
Dimensions / Depth
Voltage
IP rating
Lamp Type
Cap
Number of lamps
Wattage
Net weight
Lamp not included

Surface-mounted
White / Gypsum
W69 x H100mm / 97 mm
AC 220 V
20 IP
Capsular halogen
G9
1 pcs
40 W
1 kg





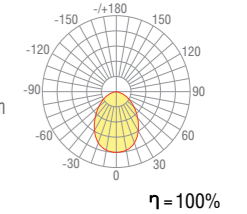
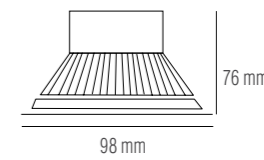
The assortment of DONOLUX® recessed lamps includes not only spot lights that have become classics of the lighting design, but also LED-based modern models of the world's leading manufacturers: Biodynamic lamps, extra slim diode panels, energy-efficient and functional lighting with a long service life, lamps recessed into the wall as well as floor and tread lighting.

RECESSED LUMINAIRES



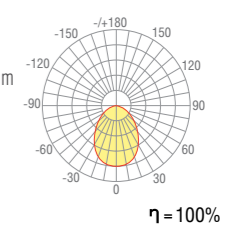
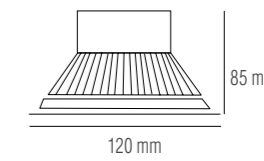
DL18731/7W-White R Dim

Product type Recessed
 Color / Material White / Aluminium
 Dimensions / Depth $\varnothing 98 \times H76$ mm / 67 mm
 Mounting hole 85 mm
 Voltage / Wattage AC 220-240 V / 7 W
 Operating current 300 mA
 IP rating / Luminous flux 20 IP / 560 Lm
 Color temperature 3000-6000 K
 Beam angle 100°
 Color rendering index >80 Ra
 Net weight 0.25 kg
 Dimmable Light source included



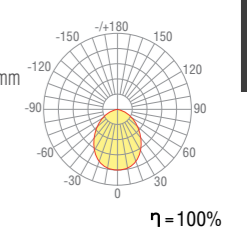
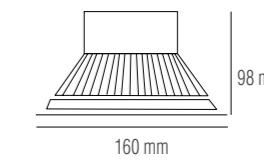
DL18731/10W-White R Dim

Product type Recessed
 Color / Material White / Aluminium
 Dimensions / Depth $\varnothing 120 \times H85$ mm / 75 mm
 Mounting hole 100 mm
 Operating current 300 mA
 Voltage / Wattage AC 220-240 V / 10 W
 IP rating / Luminous flux 20 IP / 800 Lm
 Color temperature 3000-6000 K
 Beam angle 100°
 Color rendering index >80 Ra
 Net weight 0.3 kg
 Dimmable Light source included



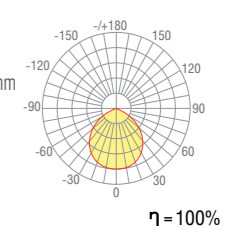
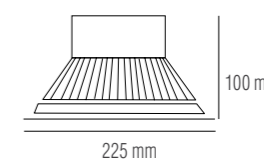
DL18731/15W-White R Dim

Product type Recessed
 Color / Material White / Aluminium
 Dimensions / Depth $\varnothing 160 \times H98$ mm / 88 mm
 Mounting hole 145 mm
 Operating current 300 mA
 Voltage / Wattage AC 220-240 V / 15 W
 IP rating / Luminous flux 20 IP / 1200 Lm
 Color temperature 3000-6000 K
 Beam angle 100°
 Color rendering index >80 Ra
 Net weight 0.425 kg
 Dimmable Light source included



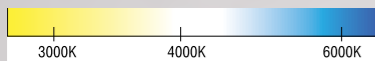
DL18731/30W-White R Dim

Product type Recessed
 Color / Material White / Aluminium
 Dimensions / Depth $\varnothing 225 \times H100$ mm / 89 mm
 Mounting hole 205 mm
 Operating current 300 mA
 Voltage / Wattage AC 220-240 V / 30 W
 IP rating / Luminous flux 20 IP / 2400 Lm
 Color temperature 3000-6000 K
 Beam angle 100°
 Color rendering index >80 Ra
 Net weight 0.8 kg
 Dimmable Light source included



DL-18731/Remote Control

Product type Remote Control
 Color White
 Voltage 3 B
 IP rating 20 IP
 Operating temperature from - 20 to + 40 °C
 Light source 2*AAA
 The signal transmission distance 30 m
 Operating range 15 m
 Frequency 2400 - 2483,5 Гц
 The number of connected devices / group 50 pcs.



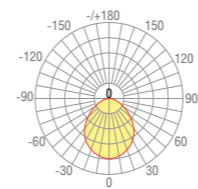
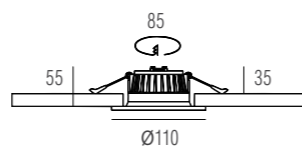
Built-in dimmer and smooth change light temperature from 3000 to 6000 K



Built-in dimmer and smooth change light temperature from 3000 to 6000 K

DL18891/7W White R Dim

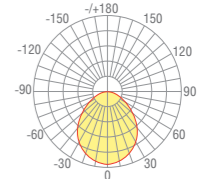
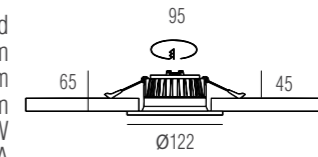
Product type Recessed
 Color / Material White / Aluminium
 Dimensions $\varnothing 110 \times H 55 \text{ mm}$
 Mounting hole 85 mm
 Voltage / Wattage AC 85-265 V / 7 W
 Operating current 300 mA
 Color temperature 3000K/4000K/6000K
 Luminous flux 560 Lm
 Color rendering index $Ra > 80$
 IP rating / Beam angle IP44 / 120°
 Net weight 0,135 kg
 Dimmable Light source included



$\eta = 49\%$

DL18891/9W White R Dim

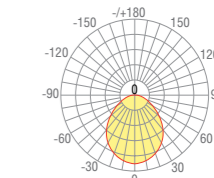
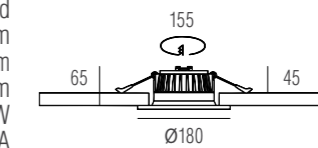
Product type Recessed
 Color / Material White / Aluminium
 Dimensions $\varnothing 122 \times H 65 \text{ mm}$
 Mounting hole 95 mm
 Voltage / Wattage AC 85-265V / 9 W
 Operating current 300mA
 Color temperature 3000K/4000K/6000K
 Luminous flux 720 Lm
 Color rendering index $Ra > 80$
 IP rating / Beam angle IP44 / 120°
 Net weight 0,155 kg
 Dimmable Light source included



$\eta = 76\%$

DL18891/15W White R Dim

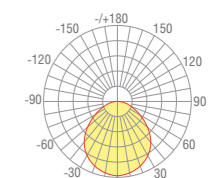
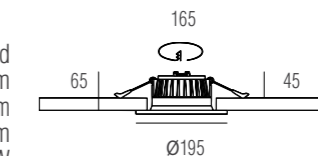
Product type Recessed
 Color / Material White / Aluminium
 Dimensions $\varnothing 180 \times H 65 \text{ mm}$
 Mounting hole 155 mm
 Voltage / Wattage AC 85-265V / 15 W
 Operating current 300mA
 Color temperature 3000K/4000K/6000K
 Luminous flux 1200 Lm
 Color rendering index $Ra > 80$
 IP rating / Beam angle IP44 / 120°
 Net weight 0,34 kg
 Dimmable Light source included



$\eta = 80\%$

DL18891/20W White R Dim

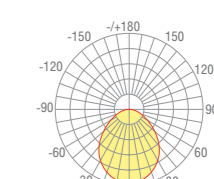
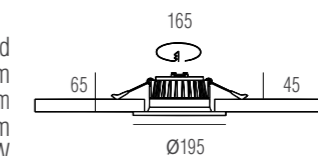
Product type Recessed
 Color / Material White / Aluminium
 Dimensions $\varnothing 195 \times H 65 \text{ mm}$
 Mounting hole 165 mm
 Voltage / Wattage AC 85-265V / 20 W
 Operating current 500mA
 Color temperature 3000K/4000K/6000K
 Luminous flux 1600 Lm
 Color rendering index $Ra > 80$
 IP rating / Beam angle IP44 / 120°
 Net weight 0,385 kg
 Dimmable Light source included



$\eta = 70\%$

DL18891/24W White R Dim

Product type Recessed
 Color / Material White / Aluminium
 Dimensions $\varnothing 195 \times H 65 \text{ mm}$
 Mounting hole 165 mm
 Voltage / Wattage AC 85-265V / 24 W
 Operating current 500mA
 Color temperature 3000K/4000K/6000K
 Luminous flux 1920 Lm
 Color rendering index $Ra > 80$
 IP rating / Beam angle IP44 / 120°
 Net weight 0,385 kg
 Dimmable Light source included



$\eta = 60\%$

DL18891/Remote Control

Product type Remote Control
 Color / Material White / Plastic
 Dimensions L11,1 x W5,2 x H 2,2 mm
 Operating temperature from -20 to +40
 Operating frequency 2400 - 2483,5HZ
 The signal transmission 30 m
 distans
 The number of connected devices / group 50 pcs
 Battery type AAA*2
 IP rating IP20
 Weight 0,046 kg



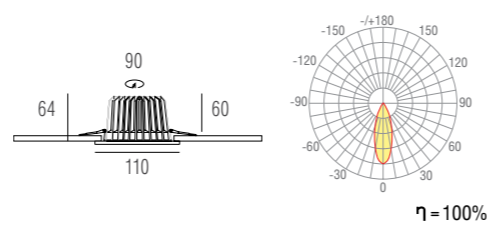
RECESSED LUMINAIRES

RECESSED LUMINAIRES



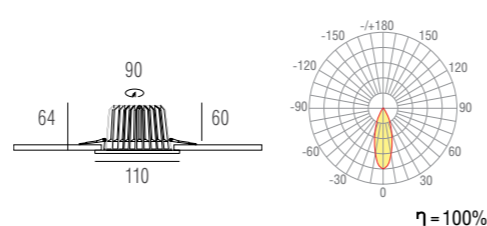
DL18838/9W White R Dim 4000K

Product type Recessed
 Color / Material White / Aluminium
 Dimensions / Mounting hole $\varnothing 110 \times H64 \text{ mm} / 90 \text{ mm}$
 Voltage / Wattage AC 220-240V / 9 W
 Operating current 200 mA
 Color temperature 4000K
 Luminous flux 720 Lm
 Color rendering index $Ra > 80$
 Beam angle 30°
 IP rating IP20
 Weight 0,37 kg
 Dimmable Light source included



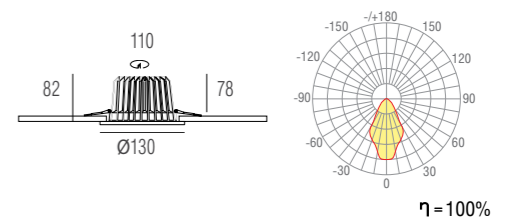
DL18838/9W White R Dim 3000K

Product type Recessed
 Color / Material White / Aluminium
 Dimensions / Mounting hole $\varnothing 110 \times H64 \text{ mm} / 90 \text{ mm}$
 Voltage / Wattage AC 220-240V / 9 W
 Operating current 200 mA
 Color temperature 3000K
 Luminous flux 675 Lm
 Color rendering index $Ra > 80$
 Beam angle 30°
 IP rating IP20
 Weight 0,37 kg
 Dimmable Light source included



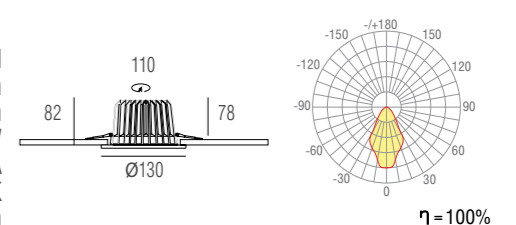
DL18838/16W White R Dim 4000K

Product type Recessed
 Color / Material White / Aluminium
 Dimensions / Mounting hole $\varnothing 130 \times H82 \text{ mm} / 110 \text{ mm}$
 Voltage / Wattage AC 220-240V / 16 W
 Operating current 400 mA
 Color temperature 4000K
 Luminous flux 1280 Lm
 Color rendering index $Ra > 80$
 Beam angle 70°
 IP rating IP20
 Weight 0,57 kg
 Dimmable Light source included



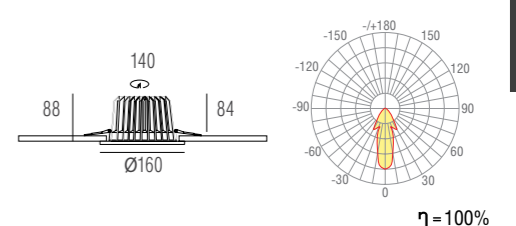
DL18838/16W White R Dim 3000K

Product type Recessed
 Color / Material White / Aluminium
 Dimensions / Mounting hole $\varnothing 130 \times H82 \text{ mm} / 110 \text{ mm}$
 Voltage / Wattage AC 220-240V / 16 W
 Operating current 400 mA
 Color temperature 3000K
 Luminous flux 1200 Lm
 Color rendering index $Ra > 80$
 Beam angle 70°
 IP rating IP20
 Weight 0,57 kg
 Dimmable Light source included



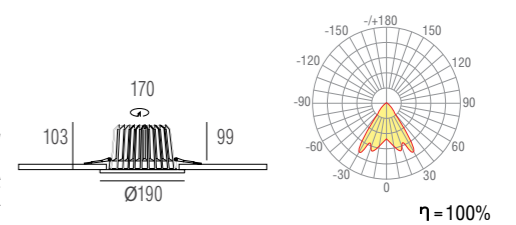
DL18838/20W White R Dim 4000K

Product type Recessed
 Color / Material White / Aluminium
 Dimensions / Mounting hole $\varnothing 160 \times H88 \text{ mm} / 140 \text{ mm}$
 Voltage / Wattage AC 220-240V / 20 W
 Operating current 500 mA
 Color temperature 4000K
 Luminous flux 1600 Lm
 Color rendering index $Ra > 80$
 Beam angle 30°
 IP rating IP20
 Weight 0,76 kg
 Dimmable Light source included



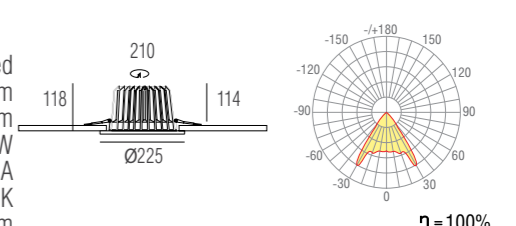
DL18838/30W White R Dim 4000K


Product type Recessed
 Color / Material White / Aluminium
 Dimensions / Mounting hole $\varnothing 190 \times H103 \text{ mm} / 170 \text{ mm}$
 Voltage / Wattage AC 220-240V / 30 W
 Operating current 700 mA
 Color temperature 4000K
 Luminous flux 2400 Lm
 Color rendering index $Ra > 80$
 Beam angle 80°
 IP rating IP20
 Weight 1,15 kg
 Dimmable Light source included



DL18838/38W White R Dim 4000K

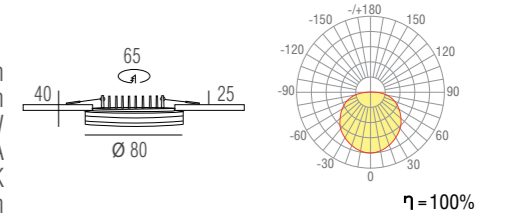
Product type Recessed
 Color / Material White / Aluminium
 Dimensions / Mounting hole $\varnothing 225 \times H118 \text{ mm} / 210 \text{ mm}$
 Voltage / Wattage AC 220-240V / 38 W
 Operating current 900 mA
 Color temperature 4000K
 Luminous flux 3040 Lm
 Color rendering index $Ra > 80$
 Beam angle 85°
 IP rating IP20
 Weight 1,5 kg
 Dimmable Light source included





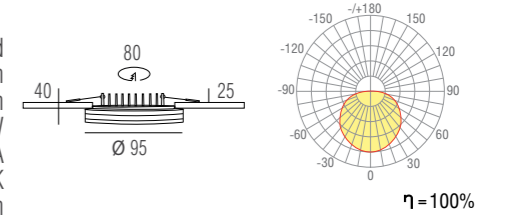
DL18836/5W White R Dim

Product type White / Aluminium
 Color / Material White / Aluminium
 Dimensions / Mounting hole Ø80 x H40 mm / 65 mm
 Voltage / Wattage AC 220-240V / 5 W
 Operating current 300 mA
 Color temperature 3000K
 Luminous flux 325 Lm
 Color rendering index Ra>90
 Beam angle 110°
 IP rating IP44
 Weight 0,2 kg
 Dimmable Light source included



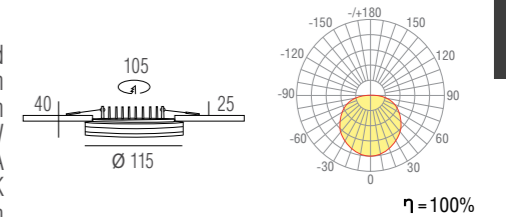
DL18836/10W White R Dim

Product type Recessed
 Color / Material White / Aluminium
 Dimensions / Mounting hole Ø95 x H40 mm / 80 mm
 Voltage / Wattage AC 220-240V / 10 W
 Operating current 300 mA
 Color temperature 3000K
 Luminous flux 650 Lm
 Color rendering index Ra>90
 Beam angle 110°
 IP rating IP44
 Weight 0,28 kg
 Dimmable Light source included



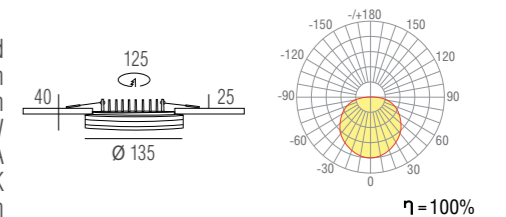
DL18836/15W White R Dim

Product type Recessed
 Color / Material White / Aluminium
 Dimensions / Mounting hole Ø115 x H40 mm / 105 mm
 Voltage / Wattage AC 220-240V / 15 W
 Operating current 300 mA
 Color temperature 3000K
 Luminous flux 975 Lm
 Color rendering index Ra>90
 Beam angle 110°
 IP rating IP44
 Weight 0,39 kg
 Dimmable Light source included



DL18836/20W White R Dim

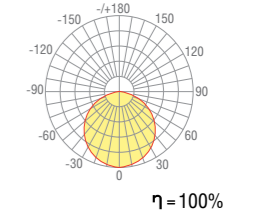
Product type Recessed
 Color / Material White / Aluminium
 Dimensions / Mounting hole Ø135 x H40 mm / 125 mm
 Voltage / Wattage AC 220-240V / 20 W
 Operating current 500 mA
 Color temperature 3000K
 Luminous flux 1300 Lm
 Color rendering index Ra>90
 Beam angle 110°
 IP rating IP44
 Weight 0,5 kg
 Dimmable Light source included





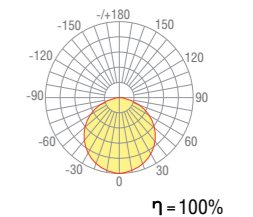
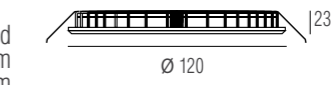
DL18451/3000-White R

Product type Recessed
 Color / Material White / Aluminium
 Dimensions Ø85 x H20 mm
 Mounting hole 75 mm
 Voltage / Wattage AC 110-220 V / 4 W
 Operating current 280 mA
 IP rating 20 IP
 Luminous flux 280 Lm
 Color temperature 3 000 K
 Beam angle 120°
 Color rendering index >80 Ra
 Net weight 0.131 kg
 Dimmable Light source included



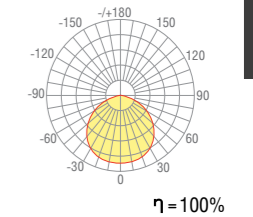
DL18452/3000-White R

Product type Recessed
 Dimensions Ø120 x H23 mm
 Mounting hole 105 mm
 Color / Material White / Aluminium
 Operating current 280 mA
 Voltage / Wattage AC 110-220 V / 6 W
 IP rating 20 IP
 Luminous flux 520 Lm
 Color temperature 3 000 K
 Beam angle 120°
 Color rendering index >80 Ra
 Net weight 0.16 kg
 Dimmable Light source included



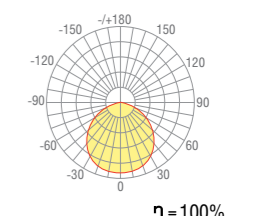
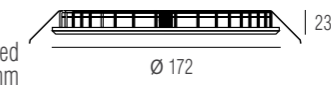
DL18453/3000-White R

Product type Recessed
 Dimensions Ø150 x H23 mm
 Mounting hole 135 mm
 Color / Material White / Aluminium
 Operating current 280 mA
 Voltage / Wattage AC 110-220 V / 9 W
 IP rating 20 IP
 Luminous flux 780 Lm
 Color temperature 3 000 K
 Beam angle 120°
 Color rendering index >80 Ra
 Net weight 0.325 kg
 Dimmable Light source included



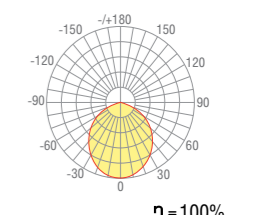
DL18454/3000-White R

Product type Recessed
 Dimensions Ø172 x H23 mm
 Mounting hole 165 mm
 Color / Material White / Aluminium
 Operating current 280 mA
 Voltage / Wattage AC 110-220 V / 12 W
 IP rating 20 IP
 Luminous flux 1230 Lm
 Color temperature 3 000 K
 Beam angle 120°
 Color rendering index >80 Ra
 Net weight 0.385 kg
 Dimmable Light source included



DL18455/3000-White R

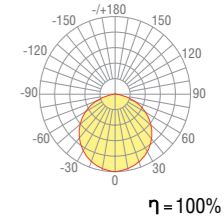
Product type Recessed
 Dimensions Ø225 x H23 mm
 Mounting hole 210 mm
 Color / Material White / Aluminium
 Operating current 280 mA
 Voltage / Wattage AC 110-220 V / 18 W
 IP rating 20 IP
 Luminous flux 1800 Lm
 Color temperature 3 000 K
 Beam angle 120°
 Color rendering index >80 Ra
 Net weight 0.555 kg
 Dimmable Light source included





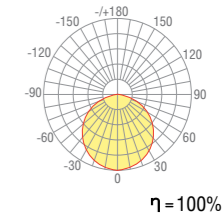
DL18451/3000-White SQ

Product type Recessed
 Color / Material White / Aluminium
 Dimensions L85 x W85 x H20 mm
 Mounting hole 75 x 75 mm
 Voltage / Wattage AC 110-220 V / 4 W
 Operating current 280 mA
 IP rating 20 IP
 Luminous flux 280 Lm
 Color temperature 3 000 K
 Beam angle 120°
 Color rendering index >80 Ra
 Net weight 0.155 kg
 Dimmable Light source included



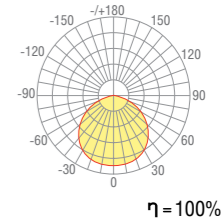
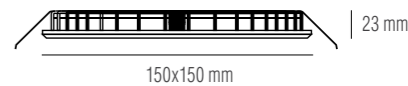
DL18452/3000-White SQ

Product type Recessed
 Color / Material White / Aluminium
 Dimensions L120 x W120 x H23 mm
 Mounting hole 105 x 105 mm
 Operating current 280 mA
 Voltage / Wattage AC 110-220 V / 6 W
 IP rating 20 IP
 Luminous flux 520 Lm
 Color temperature 3 000 K
 Beam angle 120°
 Color rendering index >80 Ra
 Net weight 0.17 kg
 Dimmable Light source included



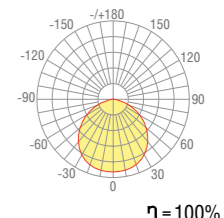
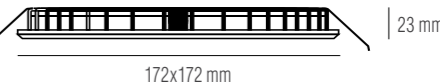
DL18453/3000-White SQ

Product type Recessed
 Color / Material White / Aluminium
 Dimensions L150 x W150 x H23 mm
 Mounting hole 135 x 135 mm
 Operating current 280 mA
 Voltage / Wattage AC 110-220 V / 9 W
 IP rating 20 IP
 Luminous flux 780 Lm
 Color temperature 3 000 K
 Beam angle 120°
 Color rendering index >80 Ra
 Net weight 0.355 kg
 Dimmable Light source included



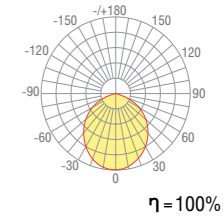
DL18454/3000-White SQ

Product type Recessed
 Color / Material White / Aluminium
 Dimensions L172 x W172 x H23 mm
 Mounting hole 165x165 mm
 Operating current 280 mA
 Voltage / Wattage AC 110-220 V / 12 W
 IP rating 20 IP
 Luminous flux 1230 Lm
 Color temperature 3 000 K
 Beam angle 120 °
 Color rendering index >80 Ra
 Net weight 0.395 kg
 Dimmable Light source included



DL18455/3000-White SQ

Product type Recessed
 Color / Material White / Aluminium
 Dimensions L225 x W225 x H23 mm
 Mounting hole 210 x 210 mm
 Operating current 280 mA
 Voltage / Wattage AC 110-220 V / 18 W
 IP rating 20 IP
 Luminous flux 1800 Lm
 Color temperature 3 000 K
 Beam angle 120 °
 Color rendering index >80 Ra
 Net weight 0.555 kg
 Dimmable Light source included



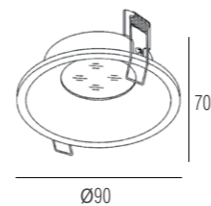
RECESSED LUMINAIRES



DL18412/11WW-R White

DL18412/11WW-R*


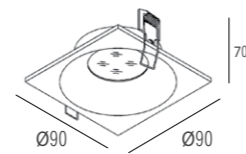
Product type Recessed
 Color / Material White / Aluminium
 Dimensions Ø90 x H70 mm
 Mounting Diameter 80 mm
 Voltage / Wattage AC 220 V / 50 W
 IP rating 20 IP
 Lamp Type Hologen/LED
 Size type MR16
 Base GU10
 Number of lamps 1 pcs
 Net weight 0.18 kg
 Lamp not included



DL18412/11WW-SQ White

DL18412/11WW-SQ*


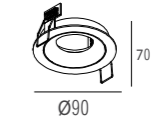
Product type Recessed
 Color / Material White / Aluminium
 Dimensions L90 x W90 x H70 mm
 Mounting Diameter 80 mm
 Voltage / Wattage AC 220 V / 50 W
 IP rating 20 IP
 Lamp Type Hologen/LED
 Size type MR16
 Base GU10
 Number of lamps 1 pcs
 Net weight 0.18 kg
 Lamp not included



DL18412/01TR Black

DL18412/01TR*


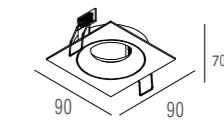
Product type Recessed
 Color / Material Black / Aluminium
 Dimensions Ø90 x H70 mm
 Mounting hole 82 mm
 Voltage / Wattage AC 110-220 / max 50 W
 IP rating 20 IP
 Lamp Type Hologen/LED
 Size type MR16
 Base / Number of lamps GU10 / 1 pcs
 Rotation angle 50°
 Net weight 0.16 kg
 Lamp not included



DL18412/01TSQ Black

DL18412/01TSQ*

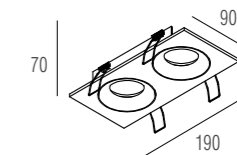
Product type Recessed
 Color / Material Black / Aluminium
 Dimensions L90 x W90 x H70 mm
 Mounting hole 82 mm
 Voltage / Wattage AC 110-220 / max 50 W
 IP rating 20 IP
 Lamp Type Hologen/LED
 Size type MR16
 Base / Number of lamps GU10 / 1 pcs
 Rotation angle 50°
 Net weight 0.16 kg
 Lamp not included



DL18412/02TSQ White

DL18412/02TSQ*


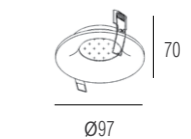
Product type Recessed
 Color / Material White / Aluminium
 Dimensions L190 x W90 x H70 mm
 Mounting hole 180 x 82 mm
 Voltage / Wattage AC 110-220 / max 50 W
 IP rating 20 IP
 Lamp Type Hologen/LED
 Size type MR16
 Base / Number of lamps GU10 / 2 pcs
 Rotation angle 50°
 Net weight 0.33 kg
 Lamp not included



DL18413/11WW-R White

DL18413/11WW-R*

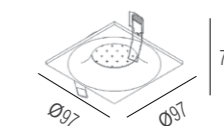
Product type Recessed
 Color / Material White / Aluminium
 Dimensions Ø97 x H70 mm
 Mounting hole 80 mm
 Voltage / Wattage AC 220 B / 50 W
 IP rating 20 IP
 Lamp Type Hologen/LED
 Size type MR16
 Base GU10
 Number of lamps 1 pcs
 Net weight 0.23 kg
 Lamp not included



DL18413/11WW-SQ White

DL18413/11WW-SQ*

Product type Recessed
 Color / Material White / Aluminium
 Dimensions L97 x W97 x H70 mm
 Mounting Diameter 80 mm
 Voltage / Wattage AC 220 B / 50 W
 IP rating 20 IP
 Lamp Type Hologen/LED
 Size type MR16
 Base GU10
 Number of lamps 1 pcs
 Net weight 0.23 kg
 Lamp not included



RECESSED LUMINAIRES

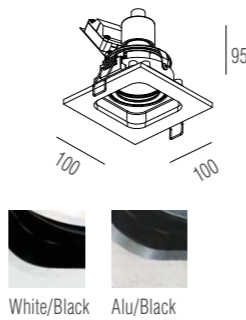
© Masha Shakhova, photographer Vladimir Burtsev



DL18614/01WW-SQ White/Black

DL18614/01WW-SQ*

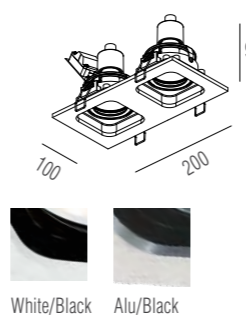
Product type Recessed
 Color / Material White, Black / Aluminium
 Dimensions L100 x W100 x H95 mm
 Mounting Diameter 89 mm
 Voltage / Wattage AC 110-220 V / 50 W
 IP rating 20 IP
 Lamp Type Hologen/LED
 Size type MR16
 Base GU10
 Number of lamps 1 pcs
 Net weight 0.3 kg
 Lamp not included



DL18614/02WW-SQ White/Black

DL18614/02WW-SQ*

Product type Recessed
 Color / Material White, Black / Aluminium
 Dimensions L200 x W100 x H95 mm
 Mounting hole 188 x 85 mm
 Voltage / Wattage AC 110-220 V / 2x50 W
 IP rating 20 IP
 Lamp Type Hologen/LED
 Size type MR16
 Base GU10
 Number of lamps 2 pcs
 Net weight 0.5 kg
 Lamp not included



DL18615/01WW-R White/Black

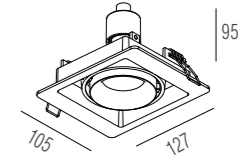
DL18615/01WW-R*

Product type Recessed
 Color / Material White-Black / Aluminium
 Dimensions ø110 x H95 mm
 Mounting hole 98 mm
 Voltage / Wattage AC 110-220 V / 50 W
 IP rating 20 IP
 Lamp Type Hologen/LED
 Size type MR16
 Base GU10
 Number of lamps 1 pcs
 Net weight 0.3 kg
 Lamp not included




DL18615/01WW-SQ White/Black

Product type Recessed
 Color / Material White, Black / Aluminium
 Dimensions L127 x W105 x H95 mm
 Mounting hole 95 x 95 mm
 Voltage / Wattage AC 110-220 V / 50 W
 IP rating 20 IP
 Lamp Type Hologen/LED
 Size type MR16
 Base GU10
 Number of lamps 1 pcs
 Net weight 0.31 kg
 Lamp not included



DL18615/01WW-SQ Champagne/Black

Product type Recessed
 Color / Material Champagne, Black / Aluminium
 Dimensions L127 x W105 x H95 mm
 Mounting hole 95 x 95 mm
 Voltage / Wattage AC 110-220 V / 50 W
 IP rating 20 IP
 Lamp Type Hologen/LED
 Size type MR16
 Base GU10
 Number of lamps 1 pcs
 Net weight 0.31 kg
 Lamp not included



DL18615/01WW-SQ Shiny Black/Black

Product type Recessed
 Color / Material Shiny Black, Black / Aluminium
 Dimensions L127 x W105 x H95 mm
 Mounting hole 95 x 95 mm
 Voltage / Wattage AC 110-220 V / 50 W
 IP rating 20 IP
 Lamp Type Hologen/LED
 Size type MR16
 Base GU10
 Number of lamps 1 pcs
 Net weight 0.31 kg
 Lamp not included



DL18615/01WW-SQ Silver Grey/Black

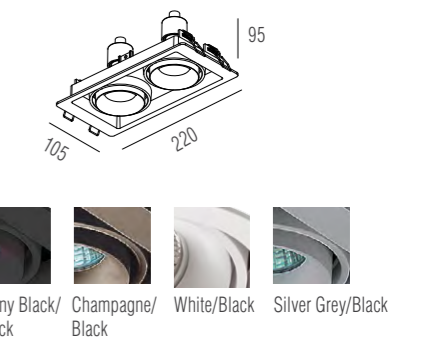
Product type Recessed
 Color / Material Silver Grey, Black / Aluminium
 Dimensions L127 x W105 x H95 mm
 Mounting hole 95 x 95 mm
 Voltage / Wattage AC 110-220 V / 50 W
 IP rating 20 IP
 Lamp Type Hologen/LED
 Size type MR16
 Base GU10
 Number of lamps 1 pcs
 Net weight 0.31 kg
 Lamp not included



DL18615/02WW-SQ White/Black

DL18615/02WW-SQ*

Product type Recessed
 Color / Material White, Black / Aluminium
 Dimensions L220 x W105 x H95 mm
 Mounting hole 188 x 95 mm
 Voltage / Wattage AC 110-220 V / 2x50 W
 IP rating 20 IP
 Lamp Type Hologen/LED
 Size type MR16
 Base GU10
 Number of lamps 2 pcs
 Net weight 0.54 kg
 Lamp not included



RECESSED LUMINAIRES

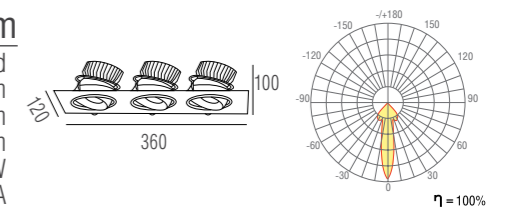


RECESSED LUMINAIRES



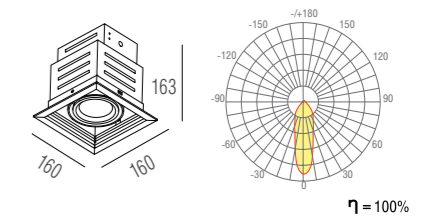
DL18461/03WW-White SQ Dim

Product type Recessed
 Color / Material White / Aluminium
 Dimensions L360 x W120 x H100 mm
 Mounting hole 325 x 108 mm
 Voltage / Wattage AC 110-220 B / 30 W
 Operating current 350 mA
 IP rating 20 IP
 Luminous flux 3200 Lm
 Color temperature 3 000 K
 Beam angle 45°
 Net weight 1.21 kg
 Dimmable Light source included



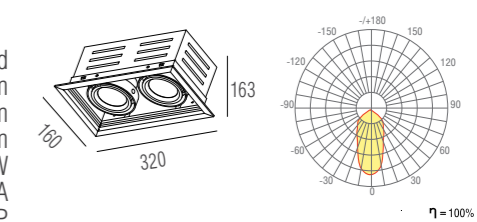
DL18485/01WW-SQ

Product type Recessed
 Color / Material White / Aluminium
 Dimensions L160 x W160 x H163 mm
 Mounting hole 145 x 145 mm
 Voltage / Wattage AC 220B / 15 W
 Operating current 350 mA
 IP rating 20 IP
 Luminous flux 1230 Lm
 Color temperature 3 000 K
 Beam angle 60°
 Net weight 1.2 kg
 Light source included



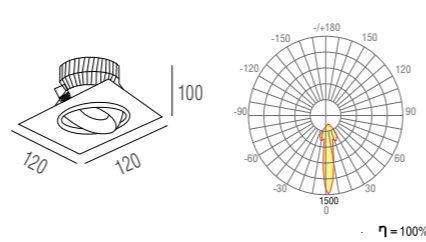
DL18485/02WW-SQ

Product type Recessed
 Color / Material White / Aluminium
 Dimensions L320 x W160 x H163 mm
 Mounting hole 305 x 145 mm
 Voltage / Wattage AC 220B / 2x15 W
 Operating current 700 mA
 IP rating 20 IP
 Luminous flux 2460 Lm
 Color temperature 3 000 K
 Beam angle 60°
 Net weight 1.68 kg
 Light source included



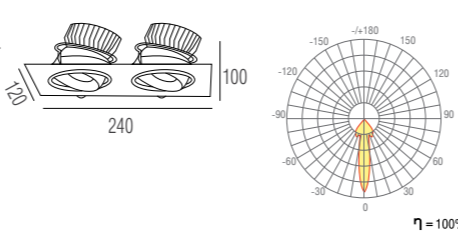
DL18461/01WW-White SQ Dim

Product type Recessed
 Color / Material White / Aluminium
 Dimensions L120 x W120 x H100 mm
 Mounting hole 108 x 108 mm
 Voltage / Wattage AC 110-220 B / 10 W
 Operating current 350 mA
 IP rating 20 IP
 Luminous flux 1100 Lm
 Color temperature 3000 K
 Beam angle 45°
 Net weight 0.37 kg
 Dimmable Light source included



DL18461/02WW-White SQ Dim

Product type Recessed
 Color / Material White / Aluminium
 Dimensions L240 x W120 x H100 mm
 Mounting hole 215 x 108 mm
 Voltage / Wattage AC 110-220 B / 20 W
 Operating current 350 mA
 IP rating 20 IP
 Luminous flux 2100 Lm
 Color temperature 3000 K
 Beam angle 45°
 Net weight 0.78 kg
 Dimmable Light source included

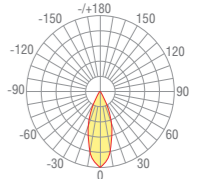
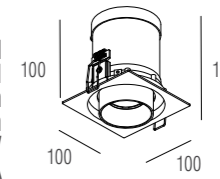




DL18621/01SQ White Dim

DL18621/01SQ * Dim

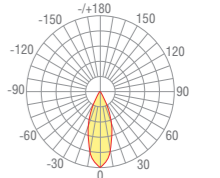
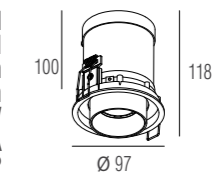
Product type Recessed
 Color / Material White / Metal
 Dimensions L100 x W100 x H118 mm
 Mounting hole 89 mm
 Voltage / Wattage AC 220V / 9.2 W
 Operating current 500 mA
 IP rating 20 IP
 Luminous flux 740 Lm
 Color temperature 3 000 K
 Beam angle 48°
 Color rendering index 90 Ra
 Net weight 0.6 kg
 Dimmable Light source included



DL18621/01R White Dim

DL18621/01R * Dim


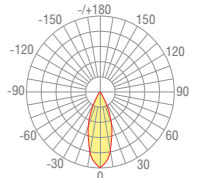
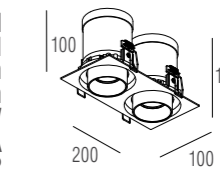
Product type Recessed
 Color / Material White / Metal
 Dimensions Ø97 x H118 mm
 Mounting hole 89 mm
 Voltage / Wattage AC 220V / 9.2 W
 Operating current 500 mA
 IP rating 20 IP
 Luminous flux 740 Lm
 Color temperature 3 000 K
 Beam angle 48°
 Color rendering index 90 Ra
 Net weight 0.57 kg
 Dimmable Light source included



DL18621/02SQ White Dim

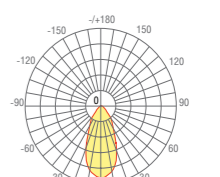
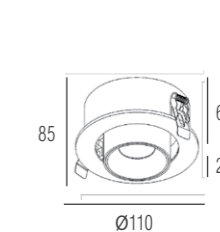
DL18621/02SQ * Dim

Product type Recessed
 Color / Material White / Metal
 Dimensions L200 x W100 x H118 mm
 Mounting hole 189 x 89 mm
 Voltage / Wattage AC 220V / 2x9.2 W
 Operating current 500 mA
 IP rating 20 IP
 Luminous flux 1480 Lm
 Color temperature 3 000 K
 Beam angle 48°
 Color rendering index 90 Ra
 Net weight 1.16 kg
 Dimmable Light source included



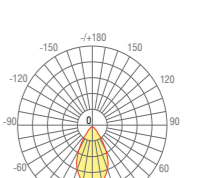
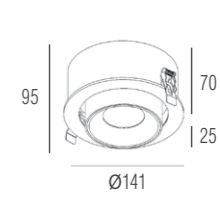
DL18431/11WW-R White Dim

Product type Recessed
 Color / Material White / Aluminium
 Dimensions Ø110 x H85 mm
 Mounting hole 100 x 75 mm
 Voltage / Wattage AC 220V / 7 W
 Operating current 200 mA
 IP rating 20 IP
 Luminous flux 630 Lm
 Color temperature 3 000 K
 Beam angle 30°
 Net weight 0.57 kg
 Dimmable Light source included



DL18432/11WW-R White Dim

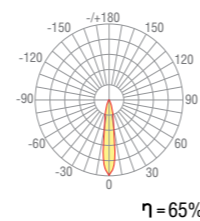
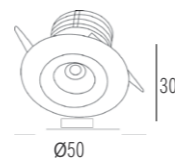
Product type Recessed
 Color / Material White / Aluminium
 Dimensions Ø141 x H95 mm
 Mounting hole 130 x 85 mm
 Voltage / Wattage AC 220V / 16 W
 Operating current 450 mA
 IP rating 20 IP
 Luminous flux 1600 Lm
 Color temperature 3 000 K
 Beam angle 45°
 Net weight 1.15 kg
 Dimmable Light source included






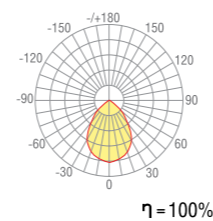
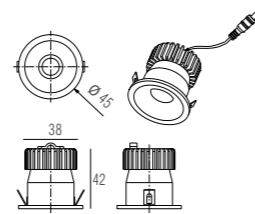
DL18467/01WW-White R Dim

Product type Recessed
 Color / Material White / Aluminium
 Dimensions Ø50 x H30 mm
 Mounting hole 40 mm
 Voltage / Wattage AC 220 V / 3 W
 Operating current 580 mA
 IP rating 20 IP
 Luminous flux 350 Lm
 Color temperature 3 000 K
 Beam angle 30°
 Net weight 0.07 kg
 Dimmable Light source included



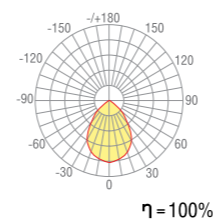
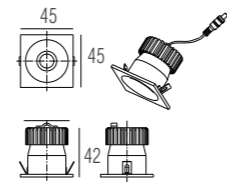
DL18571/01WW-White R Dim

Product type Recessed
 Color / Material White / Aluminium
 Dimensions Ø45 x H42 mm
 Mounting hole 38 mm
 Voltage / Wattage AC 220 V / 3 W
 Operating current 300 mA
 IP rating 20 IP
 Luminous flux 240 Lm
 Color temperature 3 000 K
 Beam angle 45°
 Net weight 0.057 kg
 Dimmable Light source included




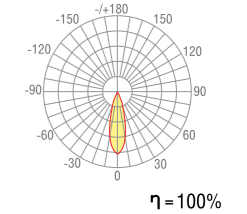
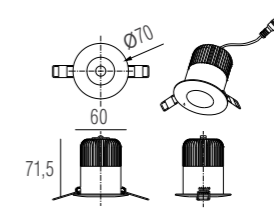
DL18571/01WW-White SQ Dim

Product type Recessed
 Color / Material White / Aluminium
 Dimensions L45 x W45 x H42 mm
 Mounting hole 38 mm
 Voltage / Wattage AC 220 V / 3 W
 Operating current 300 mA
 IP rating 20 IP
 Luminous flux 240 Lm
 Color temperature 3 000 K
 Beam angle 45°
 Net weight 0.057 kg
 Dimmable Light source included



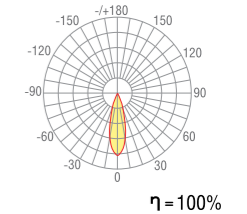
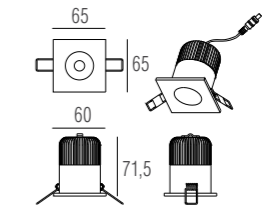
DL18572/01WW-White R Dim

Product type Recessed
 Dimensions Ø70 x H71.5 mm
 Mounting hole 60 mm
 Color / Material White / Aluminium
 Voltage / Wattage AC 220 V / 5 W
 Operating current 300 mA
 IP rating 20 IP
 Luminous flux 400 Lm
 Color temperature 3 000 K
 Beam angle 30°
 Color rendering index Ra>80
 Net weight 0.164 kg
 Dimmable Light source included



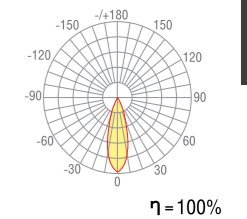
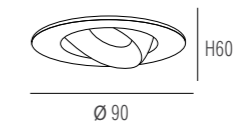
DL18572/01WW-White SQ Dim

Product type Recessed
 Dimensions L65 x W65 x H71.5 mm
 Mounting hole 60 mm
 Color / Material White / Aluminium
 Voltage / Wattage AC 220 V / 5 W
 Operating current 300 mA
 IP rating 20 IP
 Luminous flux 400 Lm
 Color temperature 3 000 K
 Beam angle 30°
 Color rendering index Ra>80
 Net weight 0.164 kg
 Dimmable Light source included



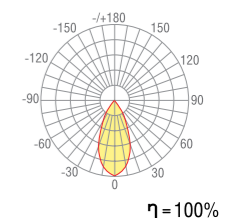
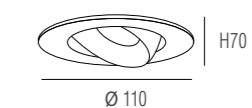
DL18464/01WW-White R Dim

Product type Recessed
 Color / Material White / Aluminium
 Dimensions Ø90 x H60 mm
 Mounting hole 80 mm
 Voltage / Wattage AC110-265 V / 5 W
 Operating current 300 mA
 IP rating 20 IP
 Luminous flux 550 Lm
 Color temperature 3 000 K
 Beam angle 35°
 Net weight 0.21 kg
 Dimmable Light source included



DL18465/01WW-White R Dim


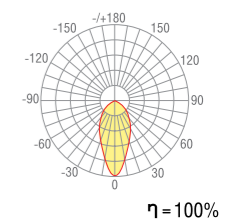
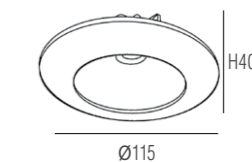
Product type Recessed
 Color / Material White / Aluminium
 Dimensions Ø110 x H70 mm
 Mounting hole 102 mm
 Voltage / Wattage AC110-265 V / 10 W
 Operating current 300 mA
 IP rating 20 IP
 Luminous flux 1000 Lm
 Color temperature 3 000 K
 Beam angle 35°
 Net weight 0.404 kg
 Dimmable Light source included



DL18466/01WW-Silver R Dim

DL18466/01WW-*R Dim

Product type Recessed
 Color / Material Silver / Aluminium
 Dimensions Ø115 x H40 mm
 Mounting hole 100 mm
 Voltage / Wattage AC110-265V / 5 W
 Operating current 300 mA
 IP rating 44 IP
 Luminous flux 550 Lm
 Color temperature 3 000 K
 Beam angle 65°
 Net weight 0.246 kg
 Dimmable Light source included



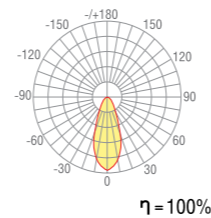
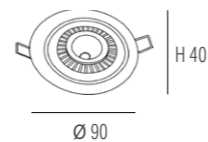
RECESSED LUMINAIRES

RECESSED LUMINAIRES



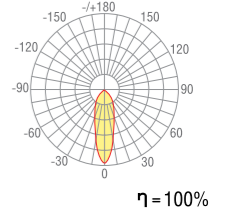
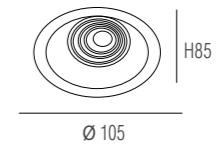
DL18463/01WW-White R Dim

Product type Recessed
 Color / Material White / Aluminium
 Dimensions $\varnothing 90 \times H 40$ mm
 Mounting hole 82 mm
 Voltage / Wattage AC110-265 V / 5 W
 Operating current 300 mA
 IP rating 20 IP
 Luminous flux 550 Lm
 Color temperature 3 000 K
 Beam angle 35°
 Net weight 0.262kg
 Dimmable Light source included



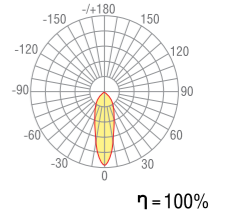
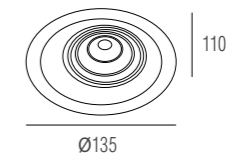
DL18462/01WW-White R Dim

Product type Recessed
 Color / Material White / Aluminium
 Dimensions $\varnothing 105 \times H 85$ mm
 Mounting hole 90 mm
 Voltage / Wattage AC110-265 V / 5 W
 Operating current 300 mA
 IP rating 20 IP
 Luminous flux 550 Lm
 Color temperature 3 000 K
 Beam angle 35°
 Net weight 0.21kg
 Dimmable Light source included



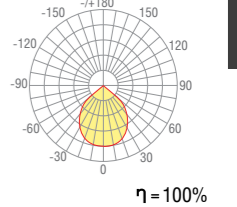
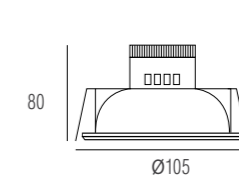
DL18458/3000-White

Product type Recessed
 Color / Material White / Aluminium
 Dimensions $\varnothing 135 \times H 110$ mm
 Mounting hole 125 mm
 Voltage / Wattage AC 220 V / 10 W
 Operating current 300 mA
 IP rating 20 IP
 Luminous flux 1000 Lm
 Color temperature 3 000 K
 Beam angle 35°
 Net weight 0.48 kg
 Light source included



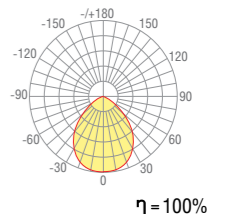
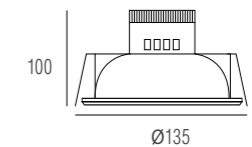
DL18456/3000-White R Dim


Product type Recessed
 Color / Material White / Aluminium
 Dimensions $\varnothing 105 \times H 80$ mm
 Mounting hole 85 mm
 Voltage / Wattage AC 110-220 V / 5 W
 IP rating 20 IP
 Luminous flux 450 Lm
 Color temperature 3 000 K
 Beam angle 120°
 Net weight 0.132 kg
 Dimmable Light source included



DL18457/3000-White R Dim

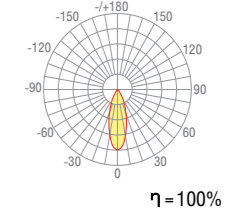
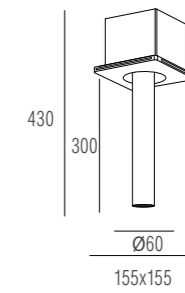
Product type Recessed
 Color / Material White / Aluminium
 Dimensions $\varnothing 135 \times H 100$ mm
 Mounting hole 120 mm
 Voltage / Wattage AC 110-220 V / 10 W
 IP rating 20 IP
 Luminous flux 950 Lm
 Color temperature 3 000 K
 Beam angle 120°
 Net weight 0.38 kg
 Dimmable Light source included





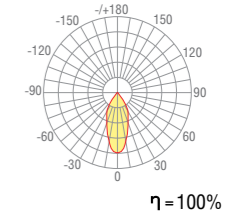
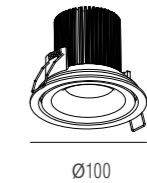
DL268G, DL268G/Black

Product type	Recessed
Color / Material	White, Black / Aluminium
Dimensions	L155 x W155 x H430 mm
Mounting hole	155x155 mm
Wattage / Operating current	15 W / 350 mA
IP rating	20 IP
Luminous flux	1200 Lm
Color temperature	3 000 K
Beam angle	60 °
Light source included	



DL18616/01WW-R White

Product type	Recessed
Color / Material	White / Aluminium
Dimensions	Ø100 x H89 mm
Mounting hole	92 mm
Voltage	AC 220 V
Wattage / Operating current	9.3 W / 500 mA
IP rating	20 IP
Luminous flux	870 Lm
Color temperature	3 000 K
Beam angle	45 °
Net weight	0.4 kg
Light source included	

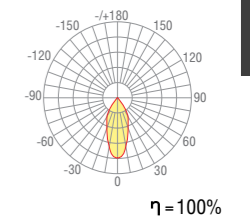
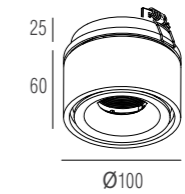


Surface-mounted is on page 177



DL18618/01WW-R White

Product type	Recessed
Color / Material	White / Aluminium
Dimensions / Depth	Ø100 x H85mm / 60 mm
Mounting hole	89 mm
Voltage / Wattage	AC 220 V / 9.3 W
Operating current	500 mA
IP rating	20 IP
Luminous flux	870 Lm
Color temperature	3 000 K
Beam angle	45 °
Net weight	0.6 kg
Light source included	

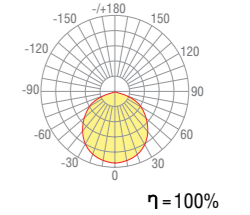
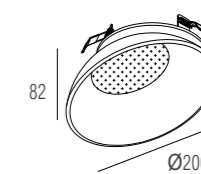


Surface-mounted is on page 177



DL18429/11WW-White Dim

Product type	Recessed
Color / Material	White / Aluminium
Dimensions	Ø200 x H82mm
Mounting hole	127x50 mm
Voltage / Wattage	AC 220 V / 15 W
Operating current	400 mA
IP rating	20 IP
Luminous flux	1300 Lm
Color temperature	3 000 K
Beam angle	100°
Net weight	0.98 kg
Light source included	Dimmable Light source included



Surface-mounted is on page 181

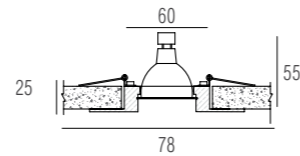
RECESSED LUMINAIRES



N1510.01

N1510-*

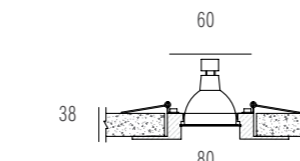
Product type Recessed
Color Matt Chromium
Material Stamping, zinc alloy
Dimensions $\varnothing 78 \times H55$ mm
Mounting hole 60 mm
IP rating 20 IP
Lamp Type / Size type Halogen (Aluminum covering) / LED / MR16
Base / Number of lamps GU5,3 / 1 pcs
Wattage 50 W
Net weight 0.066 kg
Lamp not included



N1511.02

N1511-*

Product type Recessed
Color Chromium
Material Stamping, zinc alloy
Dimensions $H55 \times \varnothing 80$ mm
Mounting hole 60 mm
IP rating 20 IP
Lamp Type / Size type Halogen (Aluminum covering) / LED / MR16
Base / Number of lamps GU5,3 / 1 pcs
Wattage 50 W
Net weight 0.066 kg
Lamp not included

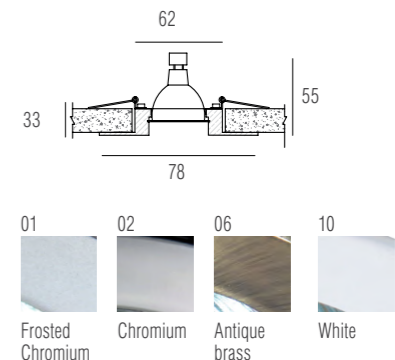


N1505.06

N1505-*

Product type Recessed fixed
Color Antique brass
Material Cast luminaries, zinc alloy
Dimensions $H55 \times \varnothing 78$ mm
Mounting hole 62 mm
IP rating 20 IP
Lamp Type / Size type Halogen (Aluminum covering) / LED / MR16
Base / Number of lamps GU5,3 / 1 pcs
Wattage 50 W
Net weight 0.09 kg
Lamp not included

Recessed fixed
Color Antique brass
Material Cast luminaries, zinc alloy
Dimensions $H55 \times \varnothing 78$ mm
Mounting hole 62 mm
IP rating 20 IP
Lamp Type / Size type Halogen (Aluminum covering) / LED / MR16
Base / Number of lamps GU5,3 / 1 pcs
Wattage 50 W
Net weight 0.09 kg
Lamp not included

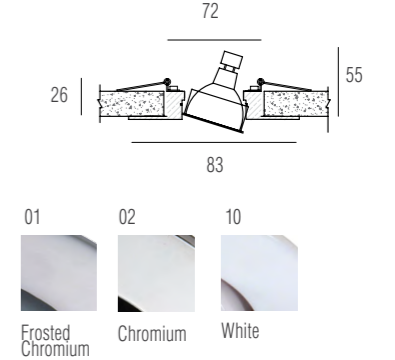


N1506.02

N1506-*

Product type Recessed rotating
Color Chromium
Material Cast luminaries, zinc alloy
Dimensions $H55 \times \varnothing 83$ mm
Mounting hole 72 mm
IP rating 20 IP
Lamp Type / Size type Halogen (Aluminum covering) / LED / MR16
Base / Number of lamps GU5,3 / 1 pcs
Wattage 50 W
Net weight 0.09 kg
Lamp not included

Recessed rotating
Color Chromium
Material Cast luminaries, zinc alloy
Dimensions $H55 \times \varnothing 83$ mm
Mounting hole 72 mm
IP rating 20 IP
Lamp Type / Size type Halogen (Aluminum covering) / LED / MR16
Base / Number of lamps GU5,3 / 1 pcs
Wattage 50 W
Net weight 0.09 kg
Lamp not included

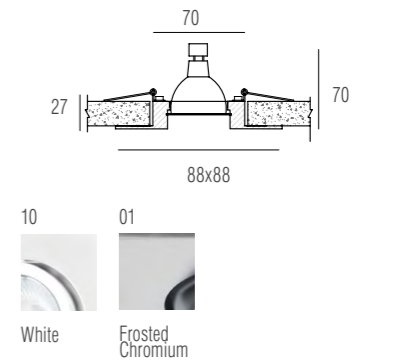


SA1610.01

SA1610-*

Product type Recessed rotating
Color Matt Chromium
Material Cast luminaries, zinc alloy
Dimensions $H70 \times \varnothing 88$ mm
Mounting hole 70 mm
IP rating 20 IP
Lamp Type / Size type Halogen (Aluminum covering) / LED / MR16
Base / Number of lamps GU5,3 / 1 pcs
Wattage 50 W
Net weight 0.15 kg
Lamp not included

Recessed rotating
Color Matt Chromium
Material Cast luminaries, zinc alloy
Dimensions $H70 \times \varnothing 88$ mm
Mounting hole 70 mm
IP rating 20 IP
Lamp Type / Size type Halogen (Aluminum covering) / LED / MR16
Base / Number of lamps GU5,3 / 1 pcs
Wattage 50 W
Net weight 0.15 kg
Lamp not included

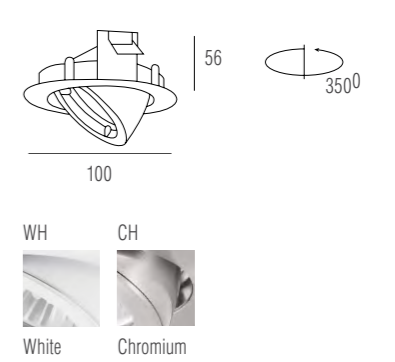


A1603-CH

A1603-*

Product type Recessed rotating
Color Chromium
Material Cast luminaries, zinc alloy
Dimensions $H56 \times \varnothing 100$ mm
Mounting hole 92 mm
IP rating 20 IP
Lamp Type / Size type Halogen (Aluminum covering) / LED / MR16
Base / Number of lamps GU5,3 / 1 pcs
Wattage 50 W
Net weight 0.29 kg
Lamp not included

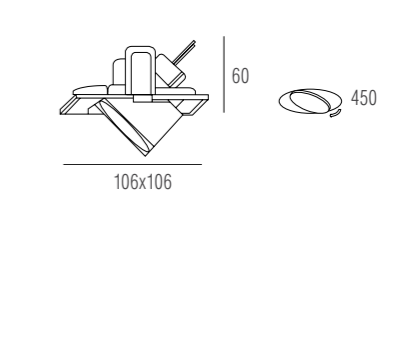
Recessed rotating
Color Chromium
Material Cast luminaries, zinc alloy
Dimensions $H56 \times \varnothing 100$ mm
Mounting hole 92 mm
IP rating 20 IP
Lamp Type / Size type Halogen (Aluminum covering) / LED / MR16
Base / Number of lamps GU5,3 / 1 pcs
Wattage 50 W
Net weight 0.29 kg
Lamp not included



SA1601-WH

Product type Recessed rotating
Color White
Material Cast luminaries, zinc alloy
Dimensions $H60 \times \varnothing 106$ mm
Mounting hole 100x100 mm
IP rating 20 IP
Lamp Type / Size type Halogen (Aluminum covering) / LED / MR16
Base / Number of lamps GU5,3 / 1 pcs
Wattage 50 W
Net weight 0.34 kg
Lamp not included

Recessed rotating
Color White
Material Cast luminaries, zinc alloy
Dimensions $H60 \times \varnothing 106$ mm
Mounting hole 100x100 mm
IP rating 20 IP
Lamp Type / Size type Halogen (Aluminum covering) / LED / MR16
Base / Number of lamps GU5,3 / 1 pcs
Wattage 50 W
Net weight 0.34 kg
Lamp not included

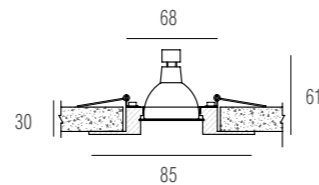




N1524-GAB

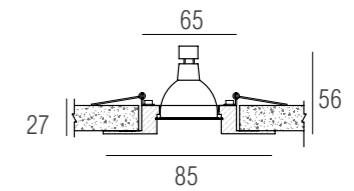
N1524-*

Product type Recessed fixed
 Color Green antique copper
 Material Cast luminaires, zinc alloy
 Dimensions $\text{Ø} 85 \times \text{H} 61 \text{ mm}$
 Mounting hole 68 mm
 IP rating 20 IP
 Lamp Type / Size type Halogen (Aluminum covering) / LED / MR16
 Base / Number of lamps GU5,3 / 1 pcs
 Wattage 50 W
 Net weight 0.17 kg
 Lamp not included



N1526-WH

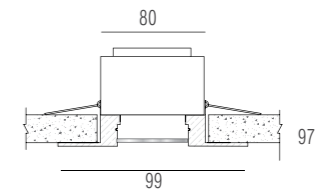
Product type Recessed non-rotating
 Color White
 Material Cast luminaires, zinc alloy
 Dimensions H56 $\text{Ø} 85 \text{ mm}$
 Mounting hole 65 mm
 IP rating 20 IP
 Lamp Type / Size type Halogen (Aluminum covering) / LED / MR16
 Base / Number of lamps GU5,3 / 1 pcs
 Wattage 50 W
 Net weight 0.16 kg
 Lamp not included



N1519-WH

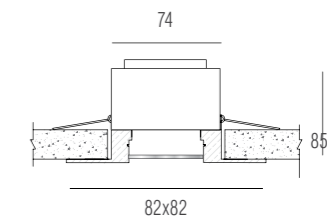
N1519-*

Product type Recessed non-rotating
 Color White
 Material Cast luminaires, zinc alloy
 Dimensions $\text{Ø} 99 \times \text{H} 97 \text{ mm}$
 Mounting hole 80 mm
 IP rating 65 IP
 Lamp Type / Size type Halogen (Aluminum covering) / LED / MR16
 Base / Number of lamps GU5,3 / 1 pcs.
 Wattage 50 W
 Net weight 0.3kg
 Lamp not included



SN1515-WH


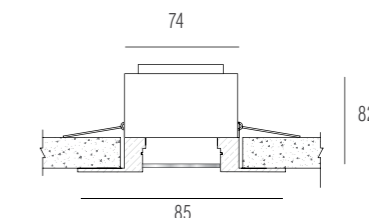
Product type Recessed non-rotating
 Color White
 Material Cast luminaires, zinc alloy
 Dimensions $\text{Ø} 82 \times \text{H} 85 \text{ mm}$
 Mounting hole 74 mm
 IP rating 65 IP
 Lamp Type / Size type Halogen (Aluminum covering) / LED / MR16
 Base / Number of lamps GU5,3 / 1 pcs.
 Wattage 50 W
 Net weight 0.28kg
 Lamp not included



N1515-CH

N1515-*


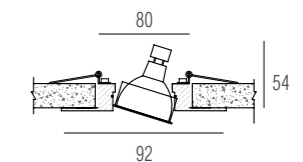
Product type Recessed non-rotating
 Color Chromium
 Material Cast luminaires, zinc alloy
 Dimensions $\text{Ø} 85 \times \text{H} 82 \text{ mm}$
 Mounting hole 74 mm
 IP rating 65 IP
 Lamp Type / Size type Halogen (Aluminum covering) / LED / MR16
 Base / Number of lamps GU5,3 / 1 pcs.
 Wattage 50 W
 Net weight 0.26kg
 Lamp not included




A1521-Alu

A1521-*

Product type Recessed rotating
 Color / Material Aluminium / Aluminium
 Dimensions $\text{Ø} 92 \times \text{H} 54 \text{ mm}$
 Mounting hole 80 mm
 IP rating 20 IP
 Lamp Type Halogen (Aluminum covering) / LED / MR16
 Size type MR16
 Base / Number of lamps GU5,3 / 1 pcs.
 Wattage 50 W
 Net weight 0.25 kg
 Lamp not included



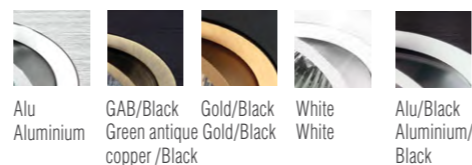
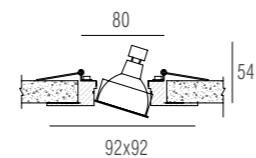
RECESSED LUMINAIRES



A1520-Gab/Black

SA1520-*

Product type Recessed rotating
 Color Green antique copper / Black
 Material Aluminium
 Dimensions Ø92 x H54 mm
 Mounting hole 80 mm
 IP rating 20 IP
 Lamp Type / Size type Halogen (Aluminum covering) / LED / MR16
 Base / Number of lamps GU5,3 / 1 pcs
 Wattage 50 W
 Net weight 0.14 kg
 Lamp not included



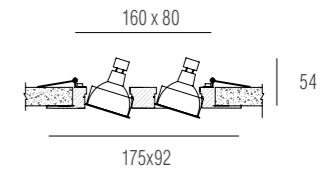
RECESSED LUMINAIRES



SA1522-Alu/Black

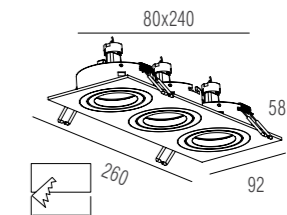
SA1522-*

Product type Recessed rotating
 Color / Material Aluminium, Black / Aluminium
 Dimensions L175 x W92 x H54 mm
 Mounting hole 80x160 mm
 IP rating 20 IP
 Lamp Type / Size type Halogen (Aluminum covering) / LED / MR16
 Base / Number of lamps GU5,3 / 2 pcs
 Wattage 50 W
 Net weight 0.31 kg
 Lamp not included



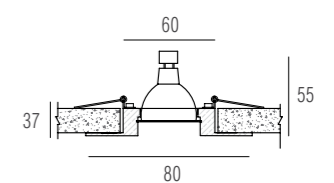
SA1523-White

Product type Recessed
 Color / Material White / Aluminium
 Dimensions L260 x W92 x H58 mm
 Mounting hole 80 x 240 mm
 IP rating 20 IP
 Lamp Type / Size type Halogen (Aluminum covering) / LED / MR16
 Base / Number of lamps GU5,3 / 3 pcs
 Wattage 50 W
 Net weight 0.46 kg
 Lamp not included



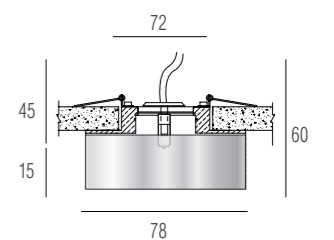
N1539-R/GLASS

Product type Recessed
 Color / Material Aluminium / Aluminium
 Dimensions Ø80 x H55 mm
 Mounting hole 60 mm
 IP rating 20 IP
 Lamp Type / Size type Halogen (Aluminum covering)/LED / MR16
 Base / Number of lamps GU5,3 / 1 pcs
 Wattage 50 W
 Net weight 0.12 kg
 Lamp not included



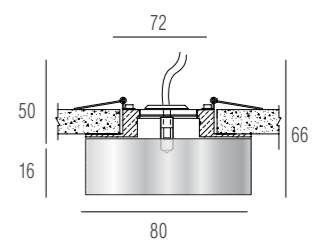
N1520-WH

Product type Recessed
 Color / Material Matt/ Steel
 Dimensions Ø78x H60 mm
 Mounting hole 72 mm
 IP rating 20 IP
 Lamp Type Capsular halogen
 Base / Number of lamps GY6,35 / 1 pcs
 Wattage 50 W
 Net weight 0.12 kg
 Lamp not included




N1521-WH

Product type Recessed
 Color / Material Matt/ Steel
 Dimensions Ø80 x H66 mm
 Mounting hole 72 mm
 IP rating 20 IP
 Lamp Type Capsular halogen
 Base / Number of lamps GY6,35 / 1 pcs
 Wattage 50 W
 Net weight 0.12 kg
 Lamp not included



RECESSED LUMINAIRES

stairs illumination **IN THE WALL**


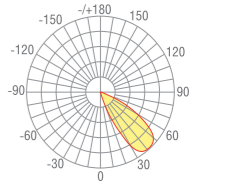


IN THE WALL stairs illumination

RECESSED LUMINAIRES

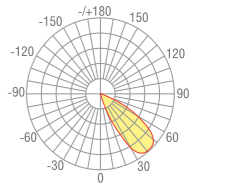
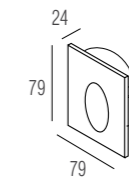
DL18374/11WW-White

Product type Wall recessed
Color / Material White / Aluminium
Diameter / Depth Ø79 mm / 24 mm
Mounting hole Ø63 mm
Voltage / Wattage AC 220 V / 1 W
Operating current 350 mA
IP rating 20 IP
Luminous flux 52 Lm
Color temperature 3 000 K
Beam angle 30°
Net weight 0.29 kg
Light source included



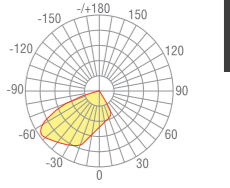
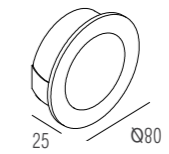
DL18373/11WW-White

Product type Wall recessed
Color / Material White / Aluminium
Dimensions / Depth W79 x H79 mm / 24 mm
Mounting hole Ø63 mm
Voltage / Wattage AC 220 V / 1 W
Operating current 350 mA
IP rating 20 IP
Luminous flux 52 Lm
Color temperature 3 000 K
Beam angle 30°
Net weight 0.29 kg
Light source included



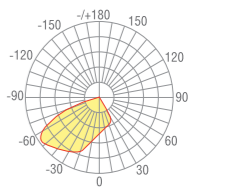
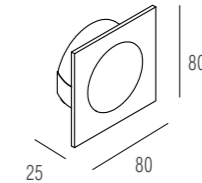
DL18427/11WW-R White

Product type Wall recessed
Color / Material White / Aluminium
Dimensions / Depth Ø80 mm / 25 mm
Mounting hole 68 mm
Voltage / Wattage AC 220 V / 2 W
Operating current 700 mA
IP rating 54 IP
Luminous flux 144 Lm
Color temperature 3 000 K
Beam angle 78°
Net weight 0.37 kg
Light source included



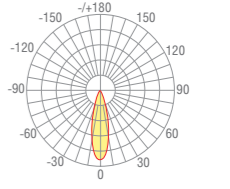
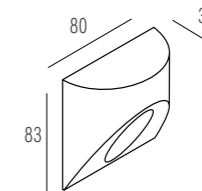
DL18427/11WW-SQ White

Product type Wall recessed
Color / Material White / Aluminium
Dimensions / Depth L80 x W80 mm / 25 mm
Mounting hole 68 mm
Voltage / Wattage AC 220 V / 2 W
Operating current 700 mA
IP rating 54 IP
Luminous flux 144 Lm
Color temperature 3 000 K
Beam angle 78°
Net weight 0.38 kg
Light source included



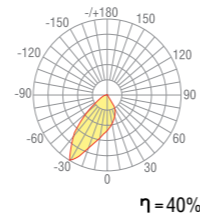
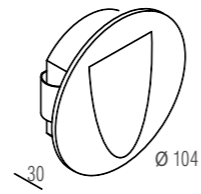
DL18376/11WW

Product type Surface-mounted
Color / Material Aluminium / Aluminium
Dimensions / Depth W80 x H83 mm / 37 mm
Voltage / Wattage AC 220 V / 3 W
Operating current 700 mA
IP rating 54 IP
Luminous flux 91 Lm
Color temperature 3 000 K
Beam angle 30°
Net weight 0.38 kg
Light source included



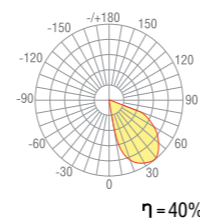
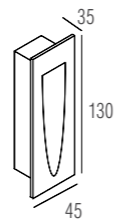
DL18384/11WW

Product type Wall recessed
Color / Material Aluminium
Diameter / Depth Ø104 / 30 mm
Mounting hole 84 mm
Voltage / Wattage AC 220 V / 3 W
Operating current 700 mA
IP rating 54 IP
Luminous flux 105 Lm
Color temperature 3 000 K
Beam angle 30°
Net weight 0.8 kg
Light source included



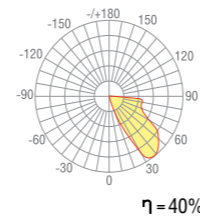
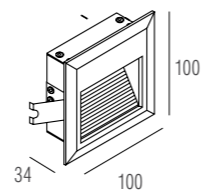
DL18383/11WW

Product type Wall recessed
Color / Material Aluminium
Dimensions / Depth H130 x W45 mm / 35 mm
Mounting hole 112 x 32 mm
Voltage / Wattage AC 220 V / 3 W
Operating current 700 mA
IP rating 54 IP
Luminous flux 131 Lm
Color temperature 3 000 K
Beam angle 60°
Net weight 0.46 kg
Light source included



DL18372/12WW

Product type Wall recessed
Color / Material Aluminium / Aluminium
Dimensions / Depth L100 x W100 mm / 34 mm
Mounting hole 87x81 mm
Voltage / Wattage AC 220 V / 2 W
Operating current 350 mA
IP rating 20 IP
Luminous flux 104 Lm
Color temperature 3 000 K
Beam angle 40°
Net weight 0.55 kg
Light source included





SURFACE MAUNTING LUMINAIRIES



THE DONOLUX® ceiling lamps represent a wide range of ceiling and wall-mounted models. Rotating and non-rotating lamps with different classes of protection against moisture and dust, directional lighting fixtures, accent lights, flood-lights constitute the full range of models for unique lighting design. We produce LED-based ceiling lamps as well as light fixtures to be used with lamps of various types and power (the lamps assortment can be found on pages 296-297 of the catalogue).

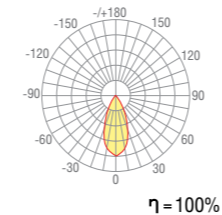
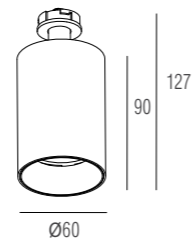
SURFACE MAUNTING LUMINAIRES

CEILING



DL18629/01 White C

Product type Recessed element
 Color / Material White / Aluminium
 Dimensions $\varnothing 60 \times H 90$ mm
 Voltage / Wattage AC 220-240V / 9 W
 IP rating 20 IP
 Luminous flux 740 Lm
 Color temperature 3 000 K
 Beam angle 40°
 Color rendering index $Ra > 90$
 Net weight 0,3 kg
 Light source not included
 Base not included

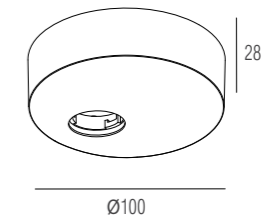


CEILING

SURFACE MAUNTING LUMINAIRES

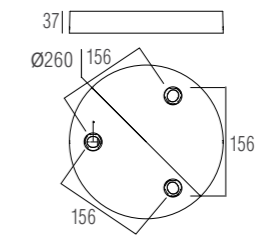
DL18629/R1 Kit W Dim

Product type Surface-mounted ceiling element
 Color / Material White / Aluminium
 Dimensions $\varnothing 100 \times H 28$ mm
 Voltage AC 110-220V
 Wattage 10 W
 IP rating 20 IP
 Net weight 0,26 kg
 Dimmable Light source included



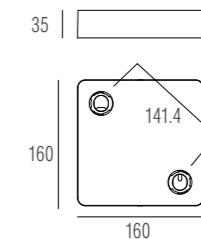
DL18629/R3 Kit W Dim

Product type Surface-mounted ceiling element
 Color / Material White / Aluminium
 Dimensions $\varnothing 260 \times H 37$ mm
 Voltage AC 110-220V
 Wattage 3×10 W
 IP rating 20 IP
 Net weight 1,34 kg
 Dimmable Light source included



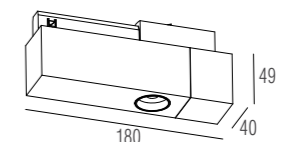
DL18629/SQ2 Kit W Dim

Product type Surface-mounted ceiling element
 Color / Material White / Aluminium
 Dimensions $L 160 \times W 160 \times H 35$ mm
 Voltage AC 110-220V
 Wattage 2×10 W
 IP rating 20 IP
 Net weight 0,7 kg
 Dimmable Light source included



DL18629/T1 Kit W Dim

Product type Element three-phase track
 Color / Material White / Aluminium
 Dimensions $L 180 \times W 40 \times H 49$ mm
 Voltage AC 110-220V
 Wattage 10 W
 IP rating 20 IP
 Net weight 0,37 kg
 Dimmable Light source included



Ring DL18629 Gold C

Decorative aluminum ring
 for DL18629, gold


Ring DL18629 White C

Decorative aluminum ring
 for lamp DL18629, white



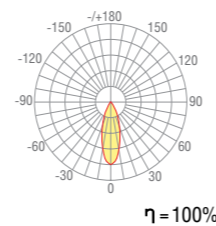
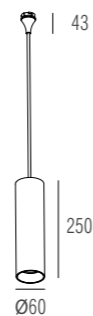
SURFACE MAUNTING LUMINAIRES

CEILING



DL18629/01 White S

Product type Hanging element
 Color / Material White / Aluminium
 Dimensions $\varnothing 60 \times H250$ mm
 The length of the cable 1500 mm
 Voltage / Wattage AC 220-240V / 9 W
 IP rating 20 IP
 Luminous flux 740 Lm
 Color temperature 3 000 K
 Beam angle 32°
 Color rendering index Ra>90
 Net weight 0,56 kg
 Light source not included
 Base not included



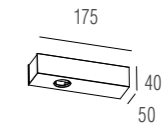
CEILING

SURFACE MAUNTING LUMINAIRES



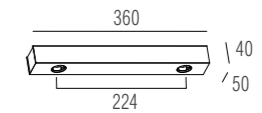
DL18629/1Kit W Dim

Product type Surface-mounted ceiling element
 Color / Material White / Aluminium
 Dimensions L175 x W50 x H40 mm
 Voltage AC 110-220V
 Wattage 10 W
 IP rating 20 IP
 Net weight 0,36 kg
 Dimmable Light source included



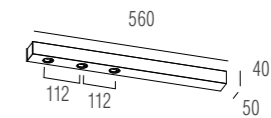
DL18629/2Kit W Dim

Product type Surface-mounted ceiling element
 Color / Material White / Aluminium
 Dimensions L360 x W50 x H40 mm
 Voltage AC 110-220V
 Wattage 2 x 10 W
 IP rating 20 IP
 Net weight 0,56 kg
 Dimmable Light source included



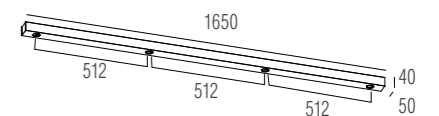
DL18629/3Kit W Dim

Product type Surface-mounted ceiling element
 Color / Material White / Aluminium
 Dimensions L560 x W50 x H40 mm
 Voltage AC 110-220B
 Wattage 3x10 W
 IP rating 20 IP
 Net weight 0,71 kg
 Dimmable Light source included



DL18629/4Kit W Dim

Product type Surface-mounted ceiling element
 Color / Material White / Aluminium
 Dimensions L1650 x W50 x H40 mm
 Voltage AC 110-220B
 Wattage 4x10 W
 IP rating 20 IP
 Net weight 1,8 kg
 Dimmable Light source included



Ring DL18629 Gold C

Decorative aluminum ring for DL18629, gold

Ring DL18629 White C

Decorative aluminum ring for DL18629, white

SURFACE MAUNTING LUMINAIRES

CEILING



CEILING

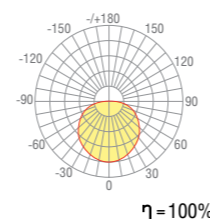
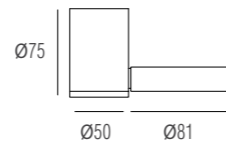
SURFACE MAUNTING LUMINAIRES



DL18811/9W Black R Dim

DL18811/9W * R Dim


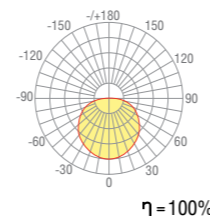
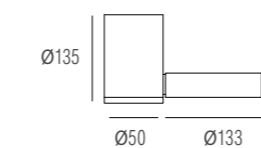
Product type Surface-mounted ceiling
 Color / Material Black / Aluminium
 Dimensions L131 x H75 x Ø81 mm
 Voltage / Wattage AC 220-240 V / 9W
 Color temperature 3000K
 Luminous flux 720 Lm
 Color rendering index Ra>80
 IP rating IP20
 Beam angle 120°
 Net weight 0,26 kg
 Dimmable Light source included



DL18811/15W White R Dim

DL18811/15W * R Dim


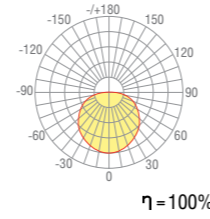
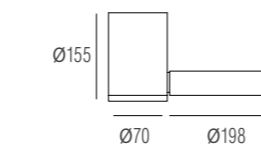
Product type Surface-mounted ceiling
 Color / Material White / Aluminium
 Dimensions L193 x H135 x Ø133 mm
 Voltage / Wattage AC 220-240 V / 15W
 Color temperature 3000K
 Luminous flux 1200 Lm
 Color rendering index Ra>80
 IP rating IP20
 Beam angle 120°
 Net weight 0,52 kg
 Dimmable Light source included



DL18811/23W Black R Dim

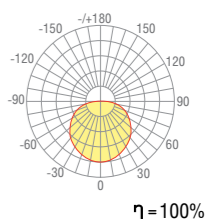
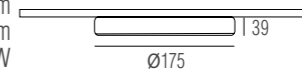
DL18811/23W * R Dim

Product type Surface-mounted ceiling
 Color / Material Black / Aluminium
 Dimensions L268 x H155 x Ø198 mm
 Voltage / Wattage AC 220-240 V / 23W
 Color temperature 3000K
 Luminous flux 1840 Lm
 Color rendering index Ra>80
 IP rating IP20
 Beam angle 120°
 Net weight 0,93 kg
 Dimmable Light source included



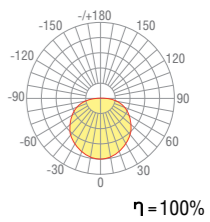
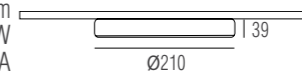
DL18837/16W White R Dim

Product type Surface-mounted ceiling
 Color / Material White / Aluminium
 Dimensions Ø175 x H39mm
 Voltage / Wattage AC 220-240 V / 16 W
 Operating current 400 mA
 Color temperature 3000K
 Luminous flux 1280 Lm
 Color rendering index Ra>90
 IP rating IP20
 Beam angle 100°
 Net weight 0,65 kg
 Dimmable Light source included



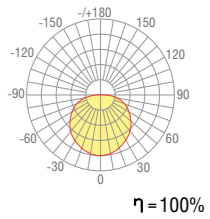
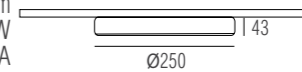
DL18837/20W White R Dim

Product type Surface-mounted ceiling
 Color / Material White / Aluminium
 Dimensions Ø210 x H39mm
 Voltage / Wattage AC 220-240 V / 20 W
 Operating current 500 mA
 Color temperature 3000K
 Luminous flux 1500 Lm
 Color rendering index Ra>90
 IP rating IP20
 Beam angle 100°
 Net weight 0,79 kg
 Dimmable Light source included



DL18837/30W White R Dim

Product type Surface-mounted ceiling
 Color / Material White / Aluminium
 Dimensions Ø250 x H43mm
 Voltage / Wattage AC 220-240 V / 30 W
 Operating current 700 mA
 Color temperature 3000 K
 Luminous flux 2250 Lm
 Color rendering index Ra>90
 IP rating IP20
 Beam angle 100°
 Net weight 0,95 kg
 Dimmable Light source included



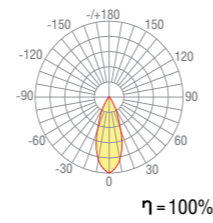
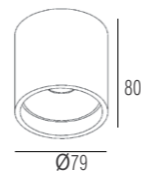
SURFACE MAUNTING LUMINAIRES

CEILING



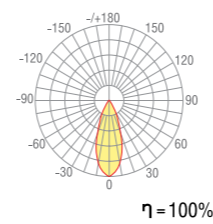
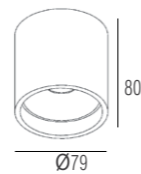
DL18416/11WW-R White/Black

Product type Surface-mounted
 Color / Material White, Black / Aluminium
 Dimensions Ø79 x H80 mm
 Voltage / Wattage AC 220 V / 4W
 Operating current 350 mA
 IP rating 20 IP
 Luminous flux 300 Lm
 Color temperature 3 000 K
 Beam angle 40°
 Net weight
 Light source included



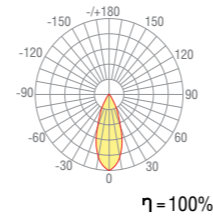
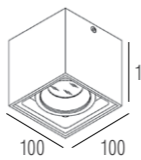
DL18416/11WW-R Black/White

Product type Surface-mounted
 Color / Material Black, White / Aluminium
 Dimensions Ø79 x H80 mm
 Voltage / Wattage AC 220 V / 4W
 Operating current 350 mA
 IP rating 20 IP
 Luminous flux 300 Lm
 Color temperature 3 000 K
 Beam angle 40°
 Net weight 0.53 kg
 Light source included



DL18416/11WW-SQ Black/White


Product type Surface-mounted
 Color / Material Black, White / Aluminium
 Dimensions L100 x W100 x H100 mm
 Voltage / Wattage AC 220 V / 4 W
 IP rating 20 IP
 Luminous flux 300 Lm
 Color temperature 3 000 K
 Beam angle 40°
 Net weight 0.92 kg
 Light source included



CEILING

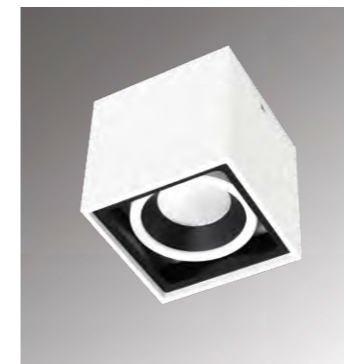
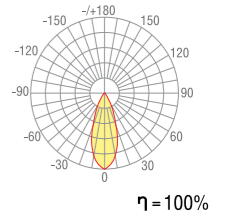
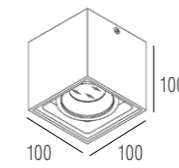
CEILING

SURFACE MAUNTING LUMINAIRES




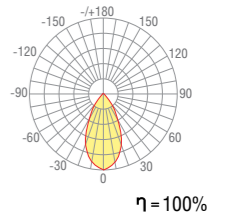
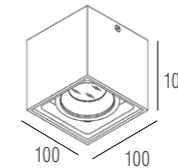
DL18416/11WW-SQ White/Black

Product type Surface-mounted
 Color / Material White, Black / Aluminium
 Dimensions L100 x W100 x H100 mm
 Voltage / Wattage AC 220 V / 4 W
 IP rating 20 IP
 Luminous flux 300 Lm
 Color temperature 3 000 K
 Beam angle 40°
 Net weight 0.92 kg
 Light source included



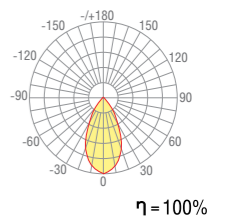
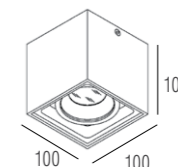
DL18415/11WW-SQ White/Black Dim

Product type Surface-mounted
 Color / Material White, Black / Aluminium
 Dimensions L100 x W100 x H100mm
 Voltage / Wattage AC 220 V / 15W
 Operating current 400 mA
 IP rating 20 IP
 Luminous flux 1350 Lm
 Color temperature 3 000 K
 Beam angle 60°
 Net weight 0.98 kg
 Dimmable Light source included



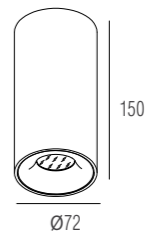
DL18415/11WW-SQ Black/White Dim

Product type Surface-mounted
 Color / Material Black, White / Aluminium
 Dimensions L100 x W100 x H100mm
 Voltage / Wattage AC 220 V / 15W
 Operating current 400 mA
 IP rating 20 IP
 Luminous flux 1350 Lm
 Color temperature 3 000 K
 Beam angle 60°
 Net weight 0.98 kg
 Dimmable Light source included



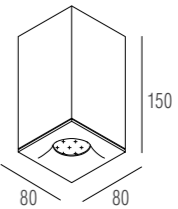
DL18437/11WW-R White

Product type Surface-mounted
 Color / Material White / Aluminium
 Dimensions Ø72 x H150 mm
 Voltage / Wattage AC 220 V / 35 W
 IP rating 20 IP
 Lamp Type Hologen/LED
 Size type MR16
 Base GU10
 Net weight 0.63 kg
 Lamp not included



DL18437/11WW-SQ White

Product type Surface-mounted
 Color / Material White / Aluminium
 Dimensions L80 x W80 x H150mm
 Voltage / Wattage AC 220 V / 35 W
 IP rating 20 IP
 Lamp Type Hologen/LED
 Size type MR16
 Base GU10
 Net weight 0.73 kg
 Lamp not included



SURFACE MAUNTING LUMINAIRES

CEILING

CEILING

SURFACE MAUNTING LUMINAIRES

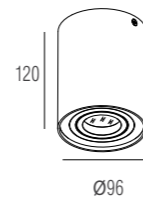
© Masha Shakhova, photographer Vladimir Burtsev



DL18613/01WW- R White

Product type
Color / Material
Dimensions
Voltage / Wattage
IP rating
Lamp Type
Size type
Base
Net weight
Lamp not included

Surface-mounted
White / Aluminium
Ø96 x H120 mm
AC 220 V / 50 W
20 IP
Hologen/LED
MR16
GU10
0.5 kg

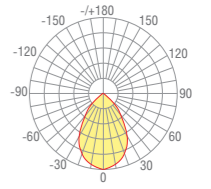
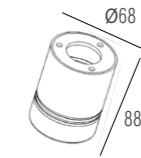


DL18481/WW-Black R

DL18481/WW-* R

Product type
Color / Material
Dimensions
Voltage / Wattage
Operating current
IP rating
Color temperature
Base
Color rendering index
Beam angle
Net weight
Light source included

Surface-mounted
Black / Aluminium
Ø68 x H88 mm
AC 220 V / 5 W
350 mA
20 IP
3000 K
GU10
>80 Ra
60°
0.23 kg


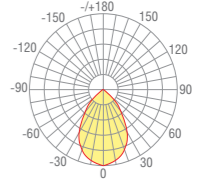
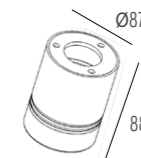


DL18482/WW-White R

DL18482/WW-* R

Product type
Color / Material
Dimensions
Voltage / Wattage
Operating current
IP rating
Luminous flux
Color temperature
Beam angle
Color rendering index
Net weight
Light source included

Surface-mounted
White / Aluminium
Ø87 x H88 mm
AC 220 V / 7 W
350 mA
20 IP
640 Lm
3 000 K
60°
>80 Ra
0.2 kg

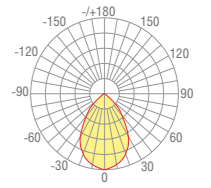
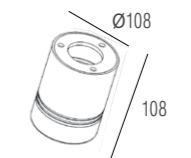


DL18483/WW-Black R

DL18483/WW-* R

Product type
Color / Material
Dimensions
Voltage / Wattage
Operating current
IP rating
Luminous flux
Color temperature
Beam angle
Color rendering index
Net weight
Light source included

Surface-mounted
Black / Aluminium
Ø108 x H108 mm
AC 220 V / 9 W
350 mA
20 IP
820 Lm
3 000 K
60°
>80 Ra
0.28 kg

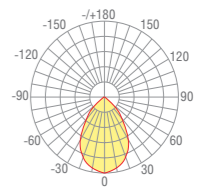
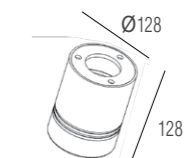


DL18484/WW-White R

DL18484/WW-* R

Product type
Color / Material
Dimensions
Voltage / Wattage
Operating current
IP rating
Luminous flux
Color temperature
Beam angle
Color rendering index
Net weight
Light source included

Surface-mounted
White / Aluminium
Ø128 x H128 mm
AC 220 V / 12 W
350 mA
20 IP
1100 Lm
3 000 K
60°
>80 Ra
0.47 kg




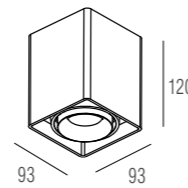
SURFACE MAUNTING LUMINAIRES

CEILING




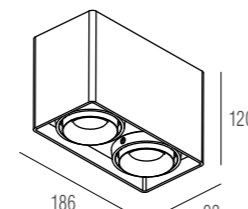
DL18611/01WW-SQ *

Product type Surface-mounted
 Color / Material Silver grey / Aluminium
 Dimensions L93 x W93 x H120mm
 Voltage / Wattage AC 220 B / 50 W
 IP rating 20 IP
 Lamp Type Hologen/LED
 Size type MR16
 Base GU10
 Net weight 0.72 kg
 Lamp not included



DL18611/02WW-SQ*

Product type Surface-mounted
 Color / Material White / Aluminium
 Dimensions L186 x W93 x H120mm
 Voltage / Wattage AC 220 B / 2x50 W
 IP rating 20 IP
 Lamp Type Hologen/LED
 Size type MR16
 Base GU10
 Net weight 1.2 kg
 Lamp not included



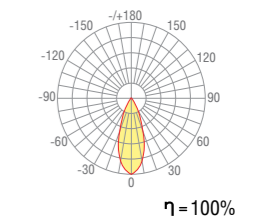
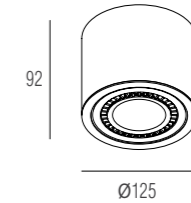
CEILING

SURFACE MAUNTING LUMINAIRES



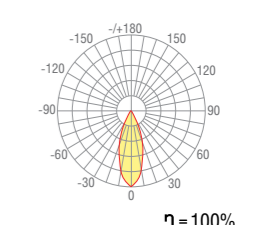
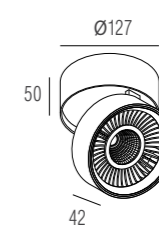
DL18700/11WW-White Dim

Product type Surface-mounted
 Color / Material White / Aluminium
 Dimensions Ø125 x H92 mm
 Voltage / Wattage AC 220-240 V / 5 W
 IP rating 20 IP
 Luminous flux 450 Lm
 Color temperature 3 000 K
 Beam angle 24 °
 Net weight 0.65 kg
 Light source included



DL18409/11WW-R

Product type Surface-mounted
 Color / Material White / Aluminium
 Dimensions Ø127 x H92 mm
 Voltage / Wattage AC 220 V / 28 W
 Operating current 700 mA
 IP rating 20 IP
 Luminous flux 2400 Lm
 Color temperature 3 000 K
 Beam angle 60 °
 Net weight 1.26 kg
 Light source included



SURFACE MAUNTING LUMINAIRES

CEILING

CEILING

SURFACE MAUNTING LUMINAIRES



Recessed luminaire на стр. 153

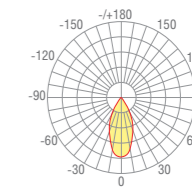
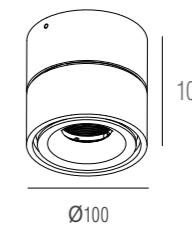


Recessed on the page 153



DL18617/01WW-R White Dim

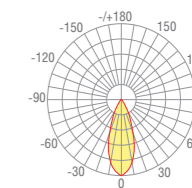
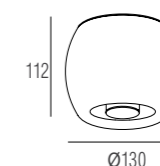
Product type Surface-mounted
 Color / Material White / Aluminium
 Dimensions Ø100 x H103 mm
 Voltage / Wattage AC 220 V / 9.3 W
 Operating current 500 mA
 IP rating 20 IP
 Luminous flux 870 Lm
 Color temperature 3 000 K
 Beam angle 45 °
 Net weight 0.77 kg
 Dimmable Light source included



η = 87%

DL18701/11WW-White

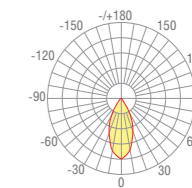
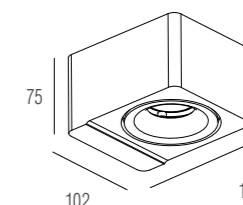
Product type Surface-mounted
 Color / Material White / Aluminium
 Dimensions Ø130 x H112 mm
 Voltage / Wattage AC 220-240 V / 5 W
 IP rating 44 IP
 Luminous flux 450 Lm
 Color temperature 3 000 K
 Beam angle 60 °
 Net weight 0.44 kg
 Light source included



η = 100%

DL18620/01WW-R White

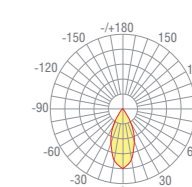
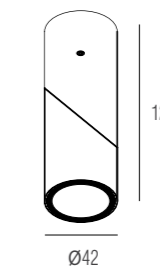
Product type Surface-mounted
 Color / Material White / Aluminium
 Dimensions L130 x W102 x H75mm
 Voltage / Wattage AC 220 V / 9.3 W
 Operating current 500 mA
 IP rating 20 IP
 Luminous flux 870 Lm
 Color temperature 3 000 K
 Beam angle 45 °
 Net weight 0.68 kg
 Light source included



η = 100%

DL18398/11WW-White

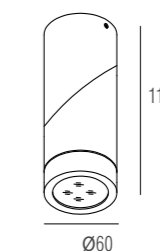
Product type Surface-mounted
 Color / Material White / Aluminium
 Dimensions Ø42 x W120mm
 Voltage / Wattage AC 220 V / 4 W
 IP rating 20 IP
 Luminous flux 150 Lm
 Color temperature 3 000 K
 Beam angle 45 °
 Net weight 0.58 kg
 Light source included



η = 100%

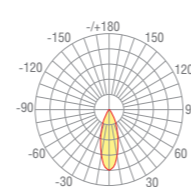
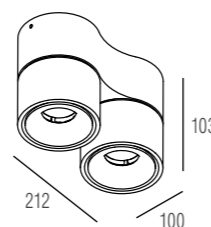
DL18438/11WW-R White

Product type Surface-mounted
 Color / Material White / Aluminium
 Dimensions Ø60 x W155mm / 35 W
 Voltage / Wattage AC 220 V
 IP rating 20 IP
 Lamp Type Hologen/LED
 Size type MR16
 Cap GU10
 Net weight 0.91 kg
 Lamp not included



DL18617/02WW-R White DIM

Product type Surface-mounted
 Color / Material White / Aluminium
 Dimensions L 212 x W100 x H103 mm
 Voltage / Wattage AC 220-240V / 2x9 W
 IP rating 20 IP
 Luminous flux 2x740 Lm
 Color temperature 3 000 K
 Beam angle 45 °
 Color rendering index Ra>90
 Net weight 1,6 kg
 Dimmable Light source included



η = 100%

SURFACE MAUNTING LUMINAIRES

CEILING



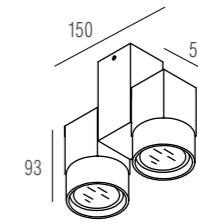
CEILING

SURFACE MAUNTING LUMINAIRES



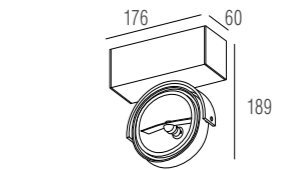
DL18435/12WW-White

Product type Surface-mounted
 Color / Material White / Aluminium
 Dimensions / Depth H93 x W150 mm / 57 mm
 Voltage / Wattage AC 220 V / 2x50 W
 IP rating 20 IP
 Lamp Type Hologen/LED
 Size type MR16
 Base GU10
 Net weight 0.74 kg
 Lamp not included



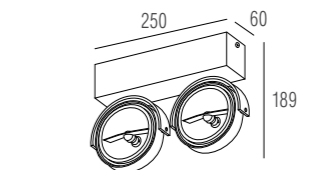
DL18407/11WW-White

Product type Surface-mounted
 Color / Material White / Aluminium
 Dimensions L160 x W60 x H189mm
 Voltage / Wattage AC 12 V / 50 W
 IP rating 20 IP
 Lamp Type Hologen Lamp
 Size type QR111
 Base G53
 Net weight 1.05 kg
 Light source and lamp not included



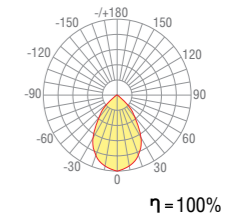
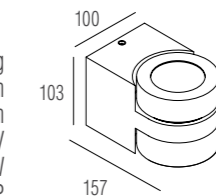
DL18407/12WW-White

Product type Surface-mounted
 Color / Material White / Aluminium
 Dimensions L250 x W60 x H189mm
 Voltage / Wattage AC 12 V / 2x50 W
 IP rating 20 IP
 Lamp Type Hologen Lamp
 Size type QR111
 Base G53
 Net weight 1.6 kg
 Light source and lamp not included



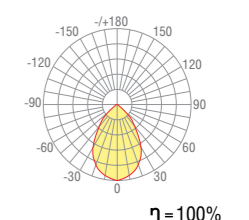
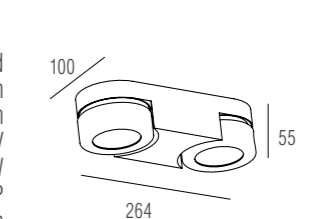
DL18698/12WW-White

Product type Wall-ceiling
 Color / Material White / Aluminium
 Dimensions / Depth W100x H103mm / 157 mm
 Voltage AC 220-240 V
 Wattage 10 W
 IP rating 20 IP
 Luminous flux 900 Lm
 Color temperature 3 000 K
 Beam angle 60 °
 Net weight 0.96kg
 Light source included



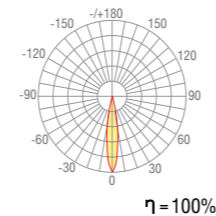
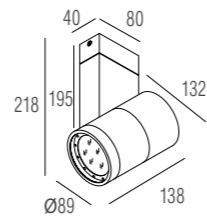
DL18699/12WW-White

Product type Surface-mounted
 Color / Material White / Aluminium
 Dimensions L264x W100x H55mm
 Voltage AC 220-240 V
 Wattage 10 W
 IP rating 20 IP
 Luminous flux 900 Lm
 Color temperature 3 000 K
 Beam angle 60 °
 Net weight 1.24 kg
 Light source included



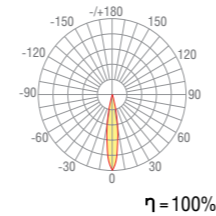
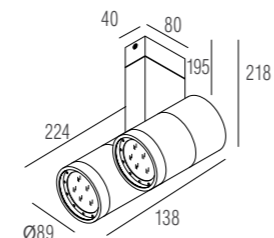
DL18422/11WW-White Dim

Product type Surface-mounted
 Color / Material White / Aluminium
 Dimensions Ø89 x W132 x H218mm
 Voltage / Wattage AC 220 V / 10,5 W
 Operating current 500 mA
 IP rating 20 IP
 Luminous flux 890 Lm
 Color temperature 3 000 K
 Beam angle 36°
 Net weight 1.54 kg
 Dimmable Light source included



DL18422/12WW-White Dim

Product type Surface-mounted
 Color / Material White / Aluminium
 Dimensions W224 x H218mm
 Voltage / Wattage AC 220 V / 2x10,5 W
 Operating current 500 mA
 IP rating 20 IP
 Luminous flux 1780 Lm
 Color temperature 3 000 K
 Net weight 2.45 kg
 Dimmable Light source included



SURFACE MAUNTING LUMINAIRES

CEILING

CEILING

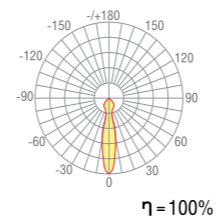
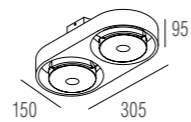
SURFACE MAUNTING LUMINAIRES

©Masha Shakhova, photographer Ekaterina Fedorovskaya



DL18697/12WW-White

Product type Surface-mounted
 Color / Material White / Aluminium
 Dimensions L305 x W150x H95 mm
 Voltage AC 220-240 V
 Wattage 10 W
 IP rating 20 IP
 Luminous flux 900 Lm
 Color temperature 3 000 K
 Beam angle 45 °
 Net weight 1.49 kg
 Light source included

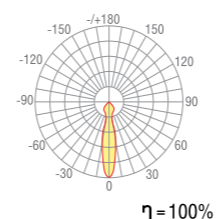
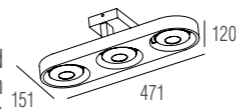


Collection of wall luminaires on page 198



DL18697/13WW-White

Product type Surface-mounted
 Color / Material White / Aluminium
 Dimensions L471x W151 x H120 mm
 Voltage AC 220-240 V
 Wattage 15 W
 IP rating 20 IP
 Luminous flux 1350 Lm
 Color temperature 3 000 K
 Beam angle 45 °
 Net weight 2.16 kg
 Light source included

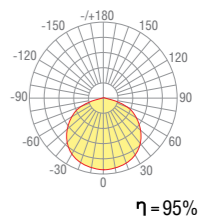
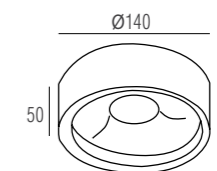


Collection of wall luminaires on page 198



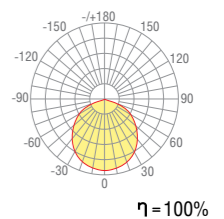
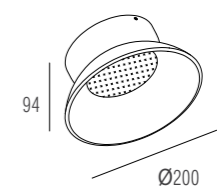
DL18440/01 White R Dim

Product type Surface-mounted ceiling
 Color / Material White / Aluminium
 Dimensions Ø140 x H50 mm
 Voltage / Wattage AC 220 V / 10 W
 Color temperature 3000K
 Luminous flux 867 Lm
 IP rating IP20
 Net weight 1,21 kg
 Dimmable Light source included



DL18429/11WW-White C

Product type Surface-mounted
 Color / Material White / Aluminium
 Dimensions Ø200 x H94mm
 Voltage / Wattage AC 220 V / 15 W
 Operating current 400 mA
 IP rating 20 IP
 Luminous flux 1300 Lm
 Color temperature 3 000 K
 Beam angle 80 °
 Net weight 1.35 kg
 Light source included



Collection of wall luminaires on page 153

SURFACE MAUNTING LUMINAIRES

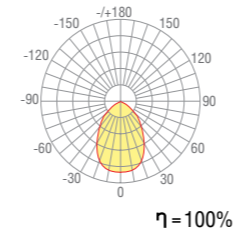

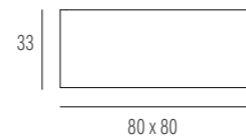
CEILING



DL18812/7W White SQ

DL18812/7W * SQ

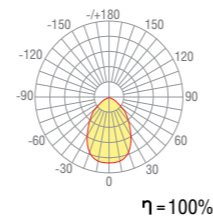

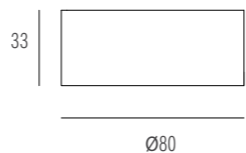
Product type Surface-mounted ceiling
 Color / Material White / Aluminium
 Dimensions L80 x W80 x H33mm
 Voltage / Wattage AC 220-240 V / 7 W
 Color temperature 3000 K
 Luminous flux 420 Lm
 Color rendering index Ra>80
 IP rating IP44
 Beam angle 60°
 Net weight 0,28 kg
 Light source included



DL18812/7W Black R

DL18812/7W * R

Product type Surface-mounted ceiling
 Color / Material Black / Aluminium
 Dimensions Ø80 x H33mm
 Voltage / Wattage AC 220-240 V / 7 W
 Color temperature 3000 K
 Luminous flux 420 Lm
 Color rendering index Ra>80
 IP rating IP44
 Beam angle 60°
 Net weight 0,17 kg
 Light source included



CEILING


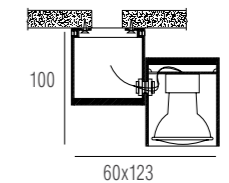


A1594White/RAL 9003

A1594*

Product type Surface-mounted
 Color / Material White/ Aluminium
 Dimensions W123 x H100 x Ø60 mm
 Voltage / Wattage AC 220 V / 50 W
 IP rating 20 IP
 Lamp Type Hologen/LED
 Size type MR16
 Cap GU10
 Number of lamps 1 pcs
 Net weight 0.29 kg
 Lamp not included

Surface-mounted
 White/ Aluminium
 W123 x H100 x Ø60 mm
 AC 220 V / 50 W
 20 IP
 Hologen/LED
 MR16
 GU10
 1 pcs
 0.29 kg


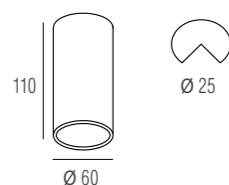


N1595Black/RAL9005

N1595*

Product type Surface-mounted
 Color / Material Black / Aluminium
 Dimensions H110 x Ø60 mm
 Voltage / Wattage AC 220 V / 50 W
 IP rating 20 IP
 Lamp Type Hologen/LED
 Size type MR16
 Cap GU10
 Number of lamps 1 pcs
 Net weight 0.24 kg
 Lamp not included

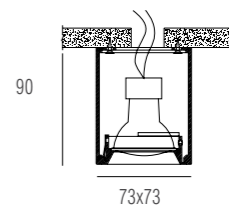
Surface-mounted
 Black / Aluminium
 H110 x Ø60 mm
 AC 220 V / 50 W
 20 IP
 Hologen/LED
 MR16
 GU10
 1 pcs
 0.24 kg



SN1594-White

Product type Surface-mounted
 Color / Material Ivory / Aluminium
 Dimensions L73 x W73 x H90mm
 IP rating 20 IP
 Voltage / Wattage AC 220 V / 50 W
 Lamp Type Hologen/LED
 Size type MR16
 Cap GU10
 Number of lamps 1 pcs
 Net weight 0.47 kg
 Lamp not included

Surface-mounted
 Ivory / Aluminium
 L73 x W73 x H90mm
 20 IP
 AC 220 V / 50 W
 Hologen/LED
 MR16
 GU10
 1 pcs
 0.47 kg



© МАуша Шахова, фотограф Юрий Токарев

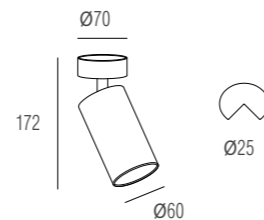
SURFACE MAUNTING LUMINAIRES

CEILING



A1595-Chrom

Product type Surface-mounted
 Color / Material Chrome / Aluminium
 Dimensions H172 x Ø60 mm
 Voltage / Wattage AC 220 V / 50 W
 IP rating 20 IP
 Lamp Type Hologen/LED
 Size type MR16
 Base GU10
 Number of lamps 1 pcs
 Wattage 50 W
 Net weight 0.41kg
 Lamp not included



CEILING


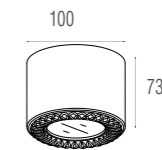
SURFACE MAUNTING LUMINAIRES



N1566-*

Product type Surface-mounted
 Color Light bronze
 Material Zinc alloy
 Dimensions H73 x Ø100 mm
 Voltage AC 220V
 IP rating 44 IP
 Lamp Type / Hologen/LED
 Number of lamps 1 pcs
 Size type / Cap MR16 / GU10
 Wattage 50 W
 Net weight 0.48 kg
 Lamp not included

Surface-mounted
 Light bronze
 Material Zinc alloy
 Dimensions H73 x Ø100 mm
 Voltage AC 220V
 IP rating 44 IP
 Lamp Type / Hologen/LED
 Number of lamps 1 pcs
 Size type / Cap MR16 / GU10
 Wattage 50 W
 Net weight 0.48 kg



SURFACE MAUNTING LUMINAIRES

WALL

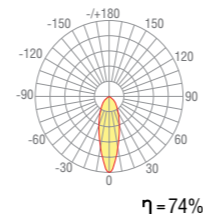
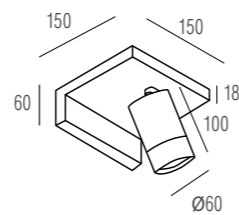
WALL

SURFACE MAUNTING LUMINAIRES



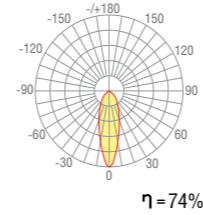
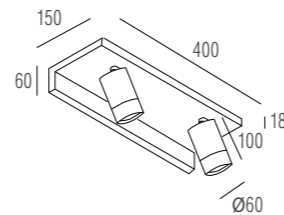
DL18441/01 White R Dim

Product type Surface-mounted
 Color / Material White / Aluminium
 Dimensions / Depth L150 x H118mm / 150 mm
 Voltage / Wattage AC 220 V / 6 W
 Color temperature 3000K
 Luminous flux 528 Lm
 Beam angle 25°
 IP rating IP20
 Net weight 1.87 kg
 Dimmable Light source included



DL18441/02 White R Dim

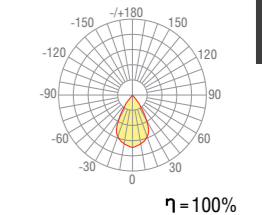
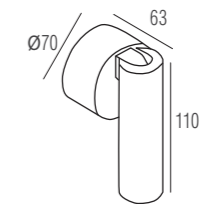
Product type Surface-mounted
 Color / Material White / Aluminium
 Dimensions / Depth L400 x H118mm / 150 mm
 Voltage / Wattage AC 220 V / 2x6 W
 Color temperature 3000K
 Luminous flux 2 x 528 Lm
 Beam angle 25°
 IP rating IP20
 Net weight 3.26 kg
 Dimmable Light source included



DL18436/11WW-White R

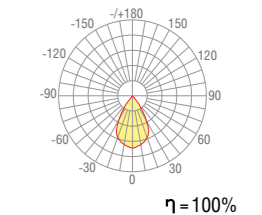
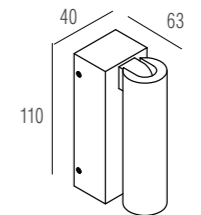
DL18436/11WW-* R

Product type Surface-mounted
 Color / Material White / Aluminium
 Dimensions / Depth Ø70 x H110 mm / 63 mm
 Voltage / Wattage AC 220 V / 2 W
 Operating current 700 mA
 Color temperature 3000K
 Luminous flux 160 Lm
 Beam angle 20°
 IP rating IP20
 Net weight 0,48 kg
 Light source included



DL18436/11WW-White

Product type Surface-mounted
 Color / Material White / Aluminium
 Dimensions / Depth H110 x W40 mm / 63 mm
 Voltage / Wattage AC 220 V / 2 W
 Operating current 700 mA
 IP rating 20 IP
 Luminous flux 160 Lm
 Color temperature 3 000 K
 Beam angle 20°
 Net weight 0.45 kg
 Light source included



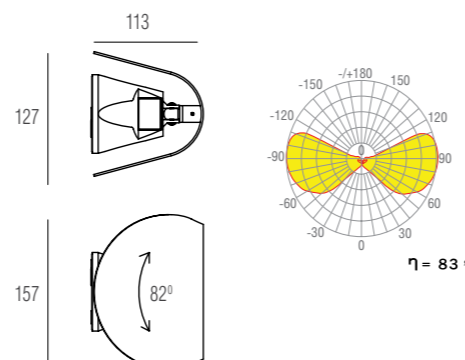
SURFACE MAUNTING LUMINAIRES

WALL



DL18622/01 White

Product type Sconce
 Dimensions / Depth W127 x H157 mm / 113 mm
 Rotation angle 82°
 Color / Material White / Aluminium
 Voltage / Wattage AC 100-240 V / 2x4,6 W
 Operating current 500 mA
 IP rating 43 IP
 Luminous flux 940 Lm
 Color temperature 3 000 K
 Color rendering index >80 Ra
 Net weight 0.45 kg
 Light source included



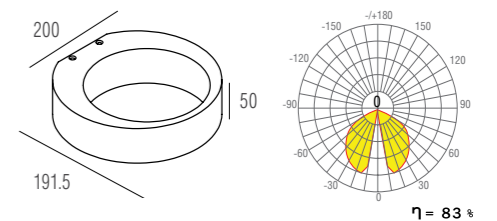
WALL

SURFACE MAUNTING LUMINAIRES



DL18439/12 White

Product type Sconce
 Dimensions / Depth W200 x H50 mm / 191.5 mm
 Color / Material White / Aluminium
 Voltage / Wattage AC 110-220 V / 6 W
 IP rating 20 IP
 Luminous flux 635 Lm
 Color temperature 3 000 K
 Color rendering index >80 Ra
 Net weight 1,98 kg
 Light source included



SURFACE MAUNTING LUMINAIRES

WALL



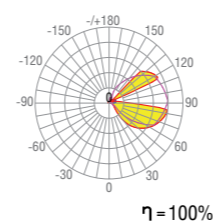
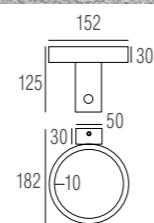
DL18831/7W Black



DL18831/7W White

DL18831/7W *

Product type Wall
 Color / Material White / Black Aluminium, acrylic
 Dimensions / Depth $\varnothing 152 \times H125 \text{ mm} / 182 \text{ mm}$
 Voltage / Wattage AC 220-240V x 7W
 IP rating 20 IP
 Luminous flux 450 Lm
 Color temperature 3 000 K
 Rotation angle 350°
 Beam angle 120°
 Color rendering index Ra>80
 Net weight 0.6 kg
 Light source included



WALL


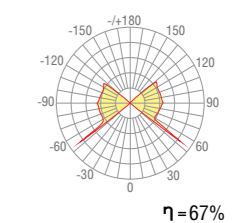
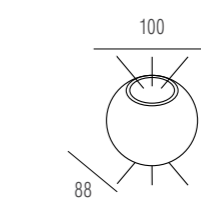


DL18442/12 White R Dim

DL18442/12* R Dim

Product type Wall
 Color / Material White/ Aluminium
 Dimensions $\varnothing 100 \times 88 \text{ mm}$
 Voltage / Wattage AC 220 V / 2x3 W
 Operating current 700 mA
 Color temperature 3000K
 Luminous flux 2x144 Lm
 IP rating IP54
 Net weight 0,83 kg
 Dimmable Light source included

Wall
 White/ Aluminium
 $\varnothing 100 \times 88 \text{ mm}$
 AC 220 V / 2x3 W
 700 mA
 3000K
 2x144 Lm
 IP54
 0,83 kg


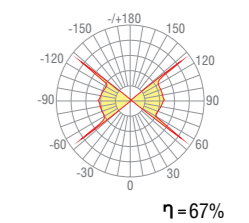
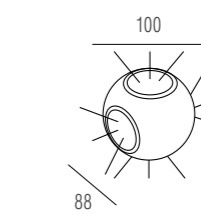


DL18442/14 Black R Dim

DL18442/14 * R Dim

Product type Surface-mounted
 Color / Material Black / Aluminium
 Dimensions / Depth $\varnothing 100 / 88 \text{ mm}$
 Voltage / Wattage AC 220 V / 4x3 W
 Operating current 700 mA
 Color temperature 3000K
 Luminous flux 4x144 Lm
 IP rating IP54
 Net weight 0,83 kg
 Dimmable Light source included

Surface-mounted
 Black / Aluminium
 $\varnothing 100 / 88 \text{ mm}$
 AC 220 V / 4x3 W
 700 mA
 3000K
 4x144 Lm
 IP54
 0,83 kg




SURFACE MAUNTING LUMINAIRES

WALL


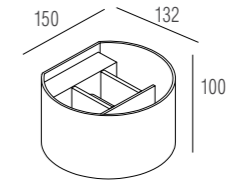
WALL

SURFACE MAUNTING LUMINAIRES




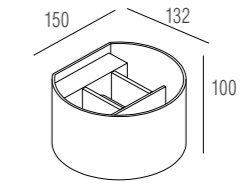
DL18420WDim

Product type Wall
 Color / Material White / Aluminium
 Dimensions / Depth H100 x W150 mm / 132 mm
 Voltage / Wattage AC 220 V / 2x3 W
 Operating current 350 mA
 IP rating 54 IP
 Luminous flux 500 Lm
 Color temperature 3 000 K
 Net weight 1.28 kg
 Dimmable Light source included




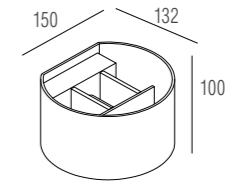
DL18420BDim

Product type Wall
 Color / Material Black / Aluminium
 Dimensions / Depth H100 x W150 mm / 132 mm
 Voltage / Wattage AC 220 V / 2x3 W
 Operating current 350 mA
 IP rating 54 IP
 Luminous flux 500 Lm
 Color temperature 3 000 K
 Net weight 1.28 kg
 Dimmable Light source included




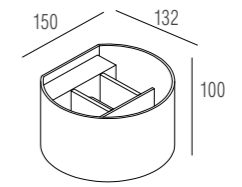
DL18420WBDim

Product type Wall
 Color / Material White, Black / Aluminium
 Dimensions / Depth H100 x W150 mm / 132 mm
 Voltage / Wattage AC 220 V / 2x3 W
 Operating current 350 mA
 IP rating 54 IP
 Luminous flux 500 Lm
 Color temperature 3 000 K
 Net weight 1.28 kg
 Dimmable Light source included



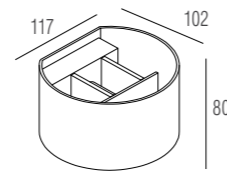
DL18420BWDim

Product type Wall
 Color / Material Black, White / Aluminium
 Dimensions / Depth H100 x W150 mm / 132 mm
 Voltage / Wattage AC 220 V / 2x3 W
 Operating current 350 mA
 IP rating 54 IP
 Luminous flux 500 Lm
 Color temperature 3 000 K
 Net weight 1.28 kg
 Dimmable Light source included



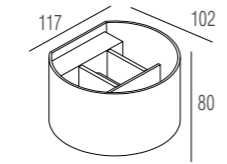
DL18406/12WW-White

Product type Wall
 Color / Material White / Aluminium
 Dimensions / Depth H80 x W117 mm / 102 mm
 Voltage / Wattage AC 220 V / 2x1 W
 Operating current 350 mA
 IP rating 54 IP
 Luminous flux 160 Lm
 Color temperature 3 000 K
 Net weight 0.8 kg
 Light source included



DL18406/12WW-Black/Gold

Product type Wall
 Color / Material Black, Gold / Aluminium
 Dimensions / Depth H80 x W117 mm / 102 mm
 Voltage / Wattage AC 220 V / 2x1 W
 Operating current 350 mA
 IP rating 54 IP
 Luminous flux 160 Lm
 Color temperature 3 000 K
 Net weight 0.79 kg
 Light source included



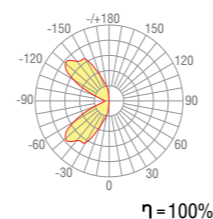
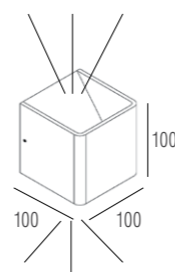
SURFACE MAUNTING LUMINAIRES

WALL



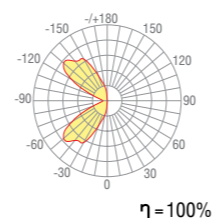
DL18391/11WW Dim

Product type Surface-mounted
 Color / Material White / Aluminium
 Dimensions / Depth L100 x W100 / 100 mm
 Voltage / Wattage AC 220 V / 6 W
 Operating current 700 mA
 IP rating 20 IP
 Luminous flux 438 Lm
 Color temperature 3 000 K
 Beam angle 2 x 95°
 Net weight 0.68 kg
 Dimmable Light source included



DL18391/11WW Black/Gold Dim

Product type Surface-mounted
 Color / Material Black, Gold / Aluminium
 Dimensions / Depth H100 x W100 / 100 mm
 Voltage / Wattage AC 220 V / 6 W
 Operating current 700 mA
 IP rating 20 IP
 Luminous flux 438 Lm
 Color temperature 3 000 K
 Beam angle 2 x 95°
 Net weight 0.68 kg
 Dimmable Light source included

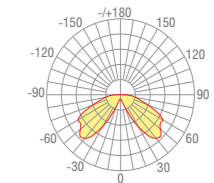
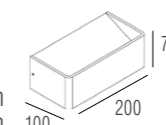


WALL



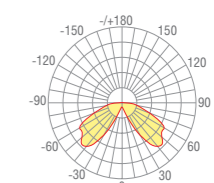
DL18417/11WW-White Dim

Product type Wall
 Color / Material White / Aluminium
 Dimensions / Depth H70 x W200 / 100 mm
 Voltage / Wattage AC 220 V / 2x6 W
 Operating current 350 mA
 IP rating 20 IP
 Luminous flux 500 Lm
 Color temperature 3 000 K
 Beam angle 2 x 70°
 Net weight 0.67 kg
 Dimmable Light source included




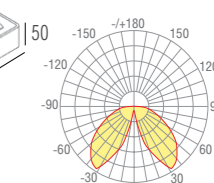
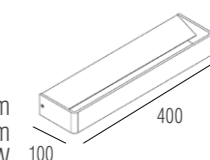
DL18417/11WW-Black/Gold Dim

Product type Wall
 Color / Material Black, Gold / Aluminium
 Dimensions / Depth H70 x W200 / 100 mm
 Voltage / Wattage AC 220 V / 2x6 W
 Operating current 350 mA
 IP rating 20 IP
 Luminous flux 500 Lm
 Color temperature 3 000 K
 Beam angle 2 x 70°
 Net weight 0.67 kg
 Dimmable Light source included



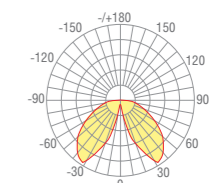
DL18418/11WW-White

Product type Wall
 Color / Material White / Aluminium
 Dimensions / Depth H50 x W400 / 100 mm
 Voltage / Wattage AC 220 V / 27x0,3 W
 Operating current 350 mA
 IP rating 20 IP
 Luminous flux 1104 Lm
 Color temperature 3 000 K
 Beam angle 2 x 95°
 Net weight 1.18 kg
 Light source included




DL18418/11WW-Black/Gold

Product type Wall
 Color / Material Black, Gold / Aluminium
 Dimensions / Depth H50 x W400 / 100 mm
 Voltage / Wattage AC 220 V / 27x0,3 W
 Operating current 350 mA
 IP rating 20 IP
 Luminous flux 1104 Lm
 Color temperature 3 000 K
 Beam angle 2 x 95°
 Net weight 1.18 kg
 Light source included



SURFACE MAUNTING LUMINAIRES


WALL



DL18428/11WW-White

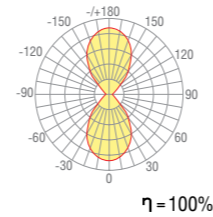
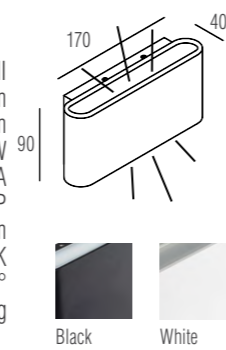


DL18400/21WW-White M Dim



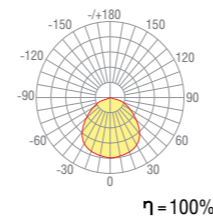
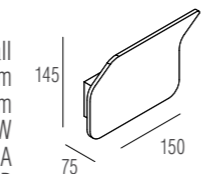
DL18400/21WW-* M Dim

Product type Wall
 Color / Material White / Aluminium
 Dimensions / Depth H90 x W170 mm / 40 mm
 Voltage / Wattage AC 220 V / 9 W
 Operating current 500 mA
 IP rating 54 IP
 Luminous flux 368 Lm
 Color temperature 3 000 K
 Beam angle 2 x 70°
 Net weight 0.93 kg
 Dimmable Light source included



DL18389/11WW

Product type Wall
 Color / Material White / Aluminium
 Dimensions / Depth H145 x W150 mm / 75 mm
 Voltage / Wattage AC 220 V / 6 W
 Operating current 700 mA
 IP rating 20 IP
 Luminous flux 438 Lm
 Color temperature 3 000 K
 Beam angle 100°
 Net weight 1.28 kg
 Light source included



WALL

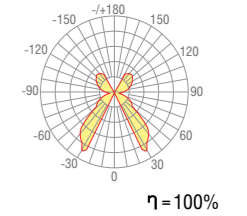
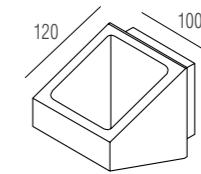
WALL

SURFACE MAUNTING LUMINAIRES



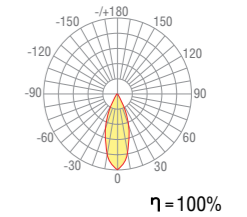
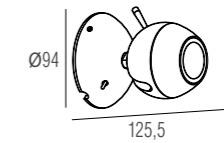
DL18402/11WW-White

Product type Wall
 Color / Material White / Aluminium
 Dimensions / Depth H100 x W100 mm / 120 mm
 Voltage / Wattage AC 220 V / 18 x 0,3 W
 Operating current 700 mA
 IP rating 54 IP
 Luminous flux 540 Lm
 Color temperature 3 000 K
 Beam angle 2 x 105°
 Net weight 0.86 kg
 Light source included



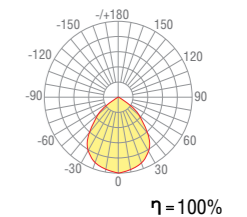
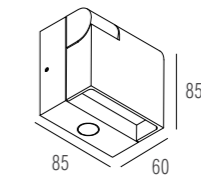
DL18393/11WW

Product type Wall
 Color / Material White / Aluminium
 Diameter / Depth Ø94 mm / 125.5 mm
 Voltage / Wattage AC 220 V / 4 W
 IP rating 20 IP
 Luminous flux 150 Lm
 Color temperature 3 000 K
 Beam angle 40°
 Net weight 0.65 kg
 Light source included



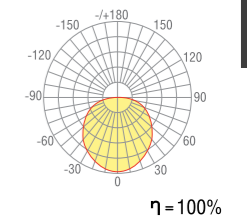
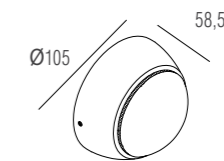
DL18421/11WW-White

Product type Wall
 Color / Material White / Aluminium
 Dimensions / Depth H85 x W85 mm / 60 mm
 Voltage / Wattage AC 220 V / 3 W
 Operating current 350 mA
 IP rating 54 IP
 Luminous flux 305 Lm
 Color temperature 3 000 K
 Beam angle 70°
 Net weight 0.67 kg
 Light source included



DL18428/11WW-White

Product type Wall-ceiling
 Color / Material White / Aluminium
 Dimensions Ø105 x H58.5 mm
 Voltage / Wattage AC 220 V / 4 W
 Operating current 400 mA
 IP rating 54 IP
 Luminous flux 360 Lm
 Color temperature 3 000 K
 Net weight 0.63 kg
 Light source included



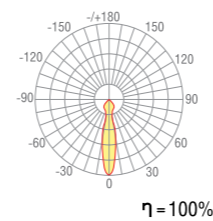
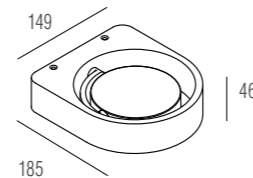
SURFACE MAUNTING LUMINAIRES

WALL



DL18696/11WW-White

Product type Surface-mounted
 Color / Material White / Aluminium
 Dimensions / Depth H46 x W149 mm / 185 mm
 Voltage / Wattage AC 220 V / 5 W
 Operating current 400 mA
 IP rating 20 IP
 Luminous flux 450 Lm
 Color temperature 3 000 K
 Beam angle 45 °
 Net weight 0.77 kg
 Light source included

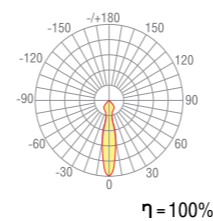
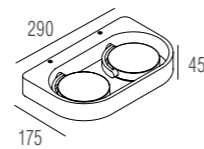


p. 180



DL18696/12WW-White

Product type Surface-mounted
 Color / Material White / Aluminium
 Dimensions / Depth W290 x H45 mm / 175 mm
 Voltage AC 220-240 V
 Wattage 10 W
 IP rating 20 IP
 Luminous flux 900 Lm
 Color temperature 3 000 K
 Beam angle 45 °
 Net weight 1.18 kg
 Light source included

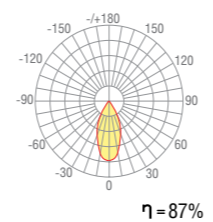
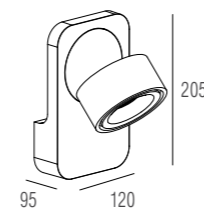


p. 180



DL18619/01WW-R White

Product type Настенно-ceiling
 Color / Material White / Aluminium
 Dimensions / Depth W120 x H205 mm / 95 mm
 Voltage / Wattage AC 220 V / 9.3 W
 Operating current 500 mA
 IP rating 20 IP
 Luminous flux 870 Lm
 Color temperature 3 000 K
 Beam angle 45 °
 Net weight 1.1 kg
 Light source included



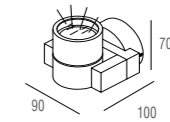
WALL

SURFACE MAUNTING LUMINAIRES



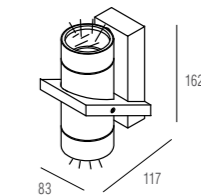
DL18434/11WW-White

Product type Surface-mounted
 Color / Material White / Aluminium
 Dimensions / Depth H70 x W90 mm / 100 mm
 Voltage / Wattage AC 220 V / 1x35 W
 IP rating 54 IP
 Lamp Type Hologen/LED
 Size type MR16
 Base GU10
 Net weight 0.71 kg
 Lamp not included



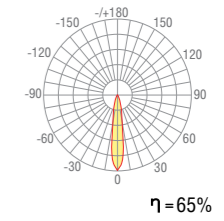
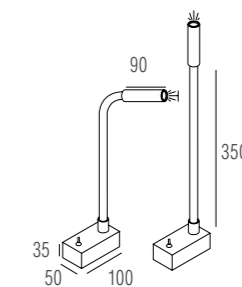
DL18434/21WW-White

Product type Surface-mounted
 Color / Material White / Aluminium
 Dimensions / Depth H162 x W83 mm / 117 mm
 Voltage / Wattage AC 220 V / 2x35 W
 IP rating 54 IP
 Lamp Type Hologen/LED
 Size type MR16
 Base GU10
 Net weight 1.13 kg
 Lamp not included



DL18377/01WW

Product type Surface-mounted
 Color / Material Aluminium / Aluminium
 Dimensions / Depth H100 x W50 mm / 35 mm
 Voltage AC 220 V
 IP rating 20 IP
 Luminous flux 91 Lm
 Color temperature 3 000 K
 Beam angle 20°
 Net weight 0.61 kg
 Light source included





INTERIOR LIGHT



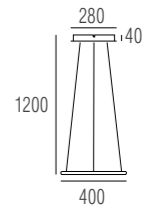

The interior lamps DONOLUX® are modern and new fashionable solutions. We adhere to the up-to-date trends in design: if it is classics, it has to be modern, Scandinavian asceticism must have a zest and the fashionable loft has to be comfortable to live in.



S111024/1R 24W White In

S111024/1R 24W * Out / In

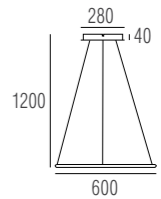
Product type Pendant luminaire
 Color White / Black
 Dimensions Ø400 x H1200mm
 Voltage / Wattage AC 85-265V/ 24W
 IP rating 20 IP
 Color rendering index Ra>80
 Luminous flux 700Lm
 Color temperature 3 000 K
 Beam angle 105 °
 Net weight 2.5 kg
 Light source included



S111024/1R 36W Black In

S111024/1R 36W * Out / In

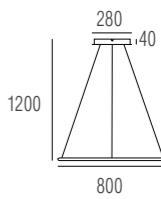
Product type Pendant luminaire
 Color White / Black
 Dimensions Ø600 x H1200mm
 Voltage / Wattage AC 85-265V / 36W
 IP rating 20 IP
 Color rendering index Ra>80
 Luminous flux 1040Lm
 Color temperature 3 000 K
 Beam angle 105 °
 Net weight 3 kg
 Light source included



S111024/1R 48W White In

S111024/1R 48W * Out / In

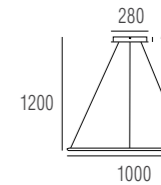
Product type Pendant luminaire
 Color White / Black
 Dimensions Ø800 x H1200 mm
 Voltage / Wattage AC 85-265V / 48 W
 IP rating 20 IP
 Color rendering index Ra>80
 Luminous flux 1400 Lm
 Color temperature 3 000 K
 Beam angle 105 °
 Net weight 3.8 kg
 Light source included



S111024/1R 60W Black Out

S111024/1R 60W * Out / In

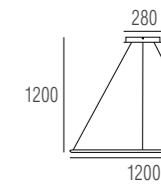
Product type Pendant luminaire
 Color White / Black
 Dimensions Ø1000 x H1200 mm
 Voltage / Wattage AC 85-265V / 60 W
 IP rating 20 IP
 Color rendering index Ra>80
 Luminous flux 1740 Lm
 Color temperature 3 000 K
 Beam angle 105 °
 Net weight 5 kg
 Light source included



S111024/1R 70W White Out

S111024/1R 70W * Out / In

Product type Pendant luminaire
 Color White / Black
 Dimensions Ø1200 x H1200 mm
 Voltage / Wattage AC 85-265V / 70 W
 IP rating 20 IP
 Color rendering index Ra>80
 Luminous flux 2030 Lm
 Color temperature 3 000 K
 Beam angle 105 °
 Net weight 6.2 kg
 Light source included





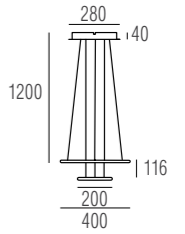
S111024/2R 36W White In

S111024/2R 36W * Out / In

Product type Pendant luminaire
 Color White / Black
 Dimensions Ø400+Ø200, H1200 mm
 Voltage / Wattage AC 85-265V / 36W
 IP rating 20 IP
 Color rendering index Ra>80
 Luminous flux 1040 Lm
 Color temperature 3 000 K
 Beam angle 105 °
 Net weight 2 kg
 Light source included



White Black



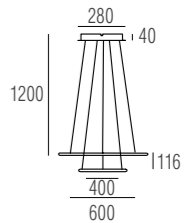
S111024/2R 60W Black In

S111024/2R 60W * Out / In

Product type Pendant luminaire
 Color White / Black
 Dimensions Ø600+Ø400, H1200 mm
 Voltage / Wattage AC 85-265V / 60 W
 IP rating 20 IP
 Color rendering index Ra>80
 Luminous flux 1740Lm
 Color temperature 3 000 K
 Beam angle 105 °
 Net weight 3 kg
 Light source included



White Black



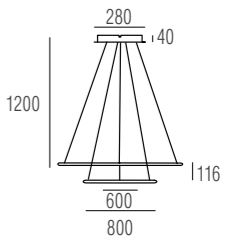
S111024/2R 60W White Out

S111024/2R 85W * Out / In

Product type Pendant luminaire
 Color White / Black
 Dimensions Ø800+Ø600, H1200 mm
 Voltage / Wattage AC 85-265V / 85 W
 IP rating 20 IP
 Color rendering index Ra>80
 Luminous flux 2470 Lm
 Color temperature 3 000 K
 Beam angle 105 °
 Net weight 4.4 kg
 Light source included



White Black


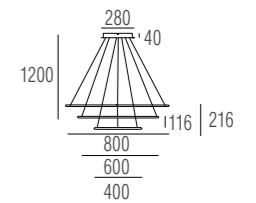




S111024/3R 110W White In

S111024/3R 110W * Out / In

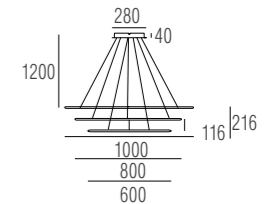
Product type Pendant luminaire
 Color White / Black
 Dimensions Ø800+Ø600+Ø400, H1200 mm
 Voltage / Wattage AC 85-265V / 110 W
 IP rating 20 IP
 Color rendering index Ra>80
 Luminous flux 3190 Lm
 Color temperature 3 000 K
 Beam angle 105 °
 Net weight 4.6 kg
 Light source included



S111024/3R 144W Black In

S111024/3R 144W * Out / In

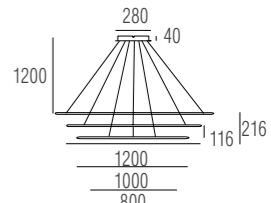
Product type Pendant luminaire
 Color White / Black
 Dimensions Ø1000+Ø800+Ø600, H1200mm
 Voltage / Wattage AC 85-265V / 144 W
 IP rating 20 IP
 Color rendering index Ra>80
 Luminous flux 4180Lm
 Color temperature 3 000 K
 Beam angle 105 °
 Net weight 6.4 kg
 Light source included



S111024/3R 180W White In

S111024/3R 180W * Out / In

Product type Pendant luminaire
 Color White / Black
 Dimensions Ø1200+Ø1000+Ø800, H1200mm
 Voltage / Wattage AC 85-265V / 180W
 IP rating 20 IP
 Color rendering index Ra>80
 Luminous flux 5220Lm
 Color temperature 3 000 K
 Beam angle 105 °
 Net weight 8.6 kg
 Light source included

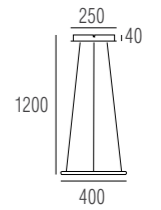




S111024/1SQ 30W White In

S111024/1SQ 30W * Out / In

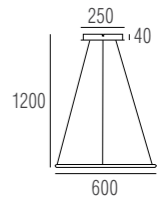
Product type Pendant luminaire
 Color White / Black
 Dimensions 400x400, H1200 mm
 Voltage / Wattage AC 85-265V / 30 W
 IP rating 20 IP
 Color rendering index Ra>80
 Luminous flux 870Lm
 Color temperature 3 000 K
 Beam angle 105 °
 Net weight 2.3 kg
 Light source included



S111024/1SQ 45W Black Out

S111024/1SQ 45W * Out / In

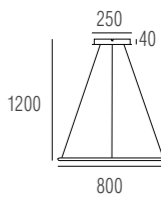
Product type Pendant luminaire
 Color White / Black
 Dimensions 600x600, H1200 mm
 Voltage / Wattage AC 85-265V / 45 W
 IP rating 20 IP
 Color rendering index Ra>80
 Luminous flux 1300 Lm
 Color temperature 3 000 K
 Beam angle 105 °
 Net weight 2.6 kg
 Light source included



S111024/1SQ 60W White In

S111024/1SQ 60W * Out / In

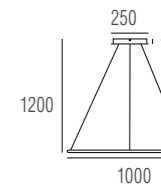
Product type Pendant luminaire
 Color White / Black
 Dimensions 800x800, H1200 mm
 Voltage / Wattage AC 85-265B / 60W
 IP rating 20 IP
 Color rendering index Ra>80
 Luminous flux 1740Lm
 Color temperature 3 000 K
 Beam angle 105 °
 Net weight 5 kg
 Light source included



S111024/1SQ 75W Black In

S111024/1SQ 75W * Out / In

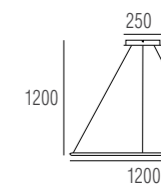
Product type Pendant luminaire
 Color White / Black
 Dimensions 1000 x 1000, H1200mm
 Voltage / Wattage 85-265 B / 75 W
 IP rating 20 IP
 Color rendering index Ra>80
 Luminous flux 2170 Lm
 Color temperature 3 000 K
 Beam angle 105 °
 Net weight 5.3 kg
 Light source included



S111024/1SQ 90W White In

S111024/1SQ 90W * Out / In

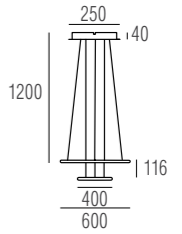

Product type Pendant luminaire
 Color White / Black
 Dimensions 1200 x 1200, H1200 mm
 Voltage / Wattage 85-265 B / 90W
 IP rating 20 IP
 Color rendering index Ra>80
 Luminous flux 2610 Lm
 Color temperature 3 000 K
 Beam angle 105 °
 Net weight 7 kg
 Light source included





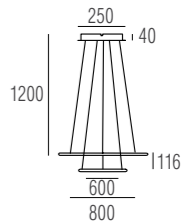
S111024/2SQ 75W * Out / In

Product type Pendant luminaire
 Color White / Black
 Dimensions 600 x 600+400 x 400, H1200 mm
 Voltage / Wattage 85-265 V / 75 W
 IP rating 20 IP
 Color rendering index Ra>80
 Luminous flux 2170 Lm
 Color temperature 3 000 K
 Beam angle 105 °
 Net weight 3.2 kg
 Light source included



S111024/2SQ 105W * Out / In

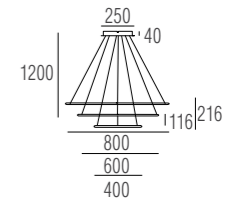

Product type Pendant luminaire
 Color White / Black
 Dimensions 800 x 800 + 600 x 600, H 1200 mm
 Voltage / Wattage 85-265 V / 105 W
 IP rating 20 IP
 Color rendering index Ra>80
 Luminous flux 3040 Lm
 Color temperature 3 000 K
 Beam angle 105 °
 Net weight 4.5 kg
 Light source included





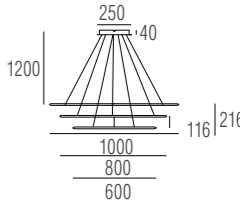

S111024/3SQ 135W * Out / In

Product type Pendant luminaire
 Color White / Black
 Dimensions 800 x 800+600 x 600+400 x 400, H 1200 mm
 Voltage / Wattage 85-265 V / 135 W
 IP rating 20 IP
 Color rendering index Ra>80
 Luminous flux 3910 Lm
 Color temperature 3 000 K
 Beam angle 105 °
 Net weight 5.2 kg
 Light source included



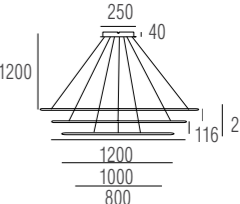

S111024/3SQ 160W * Out / In

Product type Pendant luminaire
 Color White / Black
 Dimensions 1000 x 1000+800 x 800+600 x 600, H 1200 mm
 Voltage / Wattage 85-265 V / 160W
 IP rating 20 IP
 Color rendering index Ra>80
 Luminous flux 4640 Lm
 Color temperature 3 000 K
 Beam angle 105 °
 Net weight 7.2 kg
 Light source included



S111024/3SQ 180W * Out / In

Product type Pendant luminaire
 Color White / Black
 Dimensions 1200 x 1200+1000 x 1000+800 x 800, H1200 mm
 Voltage / Wattage 85-265 V / 180 W
 IP rating 20 IP
 Color rendering index Ra>80
 Luminous flux 5220 Lm
 Color temperature 3 000 K
 Beam angle 105 °
 Net weight 7.6 kg
 Light source included

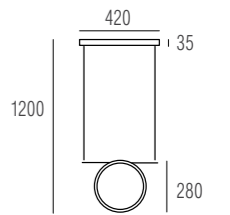





S111024/1 20W *

Product type
Color
Dimensions
Voltage / Wattage
IP rating
Color rendering index
Luminous flux
Color temperature
Beam angle
Net weight
Light source included

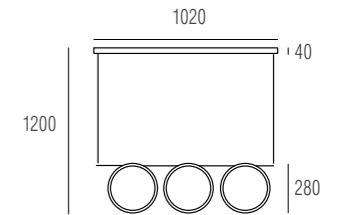

Pendant luminaire
White / Black
ø280 x L420 x H1200mm
85-265 V / 20 W
20 IP
Ra>80
580 Lm
3 000 K
105 °
1.2 kg



S111024/3 70W *

Product type
Color
Dimensions
Voltage / Wattage
IP rating
Color rendering index
Luminous flux
Color temperature
Beam angle
Net weight
Light source included

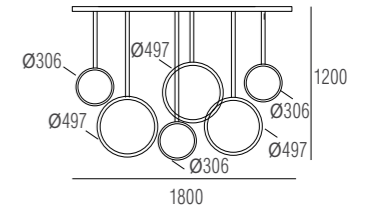

Pendant luminaire
White / Black
ø280(3) x L1020 x H1200 mm
85-265 V / 70 W
20 IP
Ra>80
2030 Lm
3 000 K
105 °
3.5 kg



S111024/6 180W Black

Product type
Color
Dimensions
Voltage / Wattage
IP rating
Color rendering index
Luminous flux
Color temperature
Beam angle
Net weight
Light source included

Pendant luminaire
White / Black
ø497(3)+ø306(3), H1200 mm
85-265 V / 180 W
20 IP
Ra>80
5220 Lm
3 000 K
105 °
10.9 kg

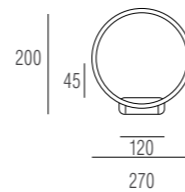




W111024/1R 12W *

Product type
Color
Dimensions
Voltage / Wattage
Color temperature
Luminous flux
Beam angle
IP rating
Color rendering index
Net weight
Light source included

Sconce
White / Black
ø200 x W40mm
85-265V / 12 W
3000K
350 Lm
105°
IP20
>80 Ra
0.4 kg



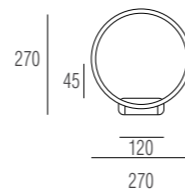
W111024/1R 12W White



W111024/1R 18W *

Product type
Color
Dimensions
Voltage / Wattage
Color temperature
Luminous flux
Beam angle
IP rating
Color rendering index
Net weight
Light source included

Sconce
White / Black
ø270 x W45mm
85-265V / 18 W
3000K
520 Lm
105°
IP20
>80 Ra
0.6 kg



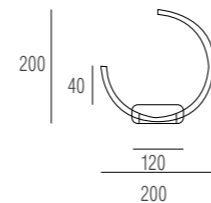
W111024/1R 18W Black



W111024/1C 13W *

Product type
Color
Dimensions
Voltage / Wattage
Color temperature
Luminous flux
Beam angle
IP rating
Color rendering index
Net weight
Light source included

Sconce
White / Black
ø270 x W45mm
85-265V / 13 W
3000K
380 Lm
105°
IP20
>80 Ra
0.5 kg



W111024/1C 13W

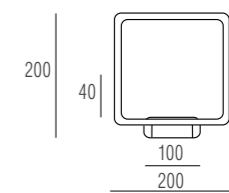


W111024/1SQ 16W Black

W111024/1SQ 16W *

Product type
Color
Dimensions
Voltage / Wattage
Color temperature
Luminous flux
Beam angle
IP rating
Color rendering index
Net weight
Light source included

Sconce
White / Black
200 x 200 x W40 mm
85-265V / 16 W
3000K
460 Lm
105°
IP20
>80 Ra
0.4 kg

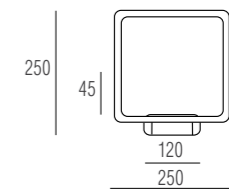


W111024/1SQ 20W White

W111024/1SQ 20W *

Product type
Color
Dimensions
Voltage / Wattage
Color temperature
Luminous flux
Beam angle
IP rating
Color rendering index
Net weight
Light source included

Sconce
White / Black
250 x 250 x W45 mm
85-265V / 20W
3000K
580 Lm
105°
IP20
>80 Ra
0.6 kg





T111024/1 48W Black

T111024/1 48W *




Product type Floor lamp
 Color White / Black
 Dimensions W300 x H1500 mm
 Voltage / Wattage 85-265 V / 48 W
 IP rating 20 IP
 Color rendering index Ra>80
 Luminous flux 1390 Lm
 Color temperature 3 000 K
 Beam angle 105 °
 Net weight 10 kg
 Light source included



T111024/1 60W White

T111024/1 60W *

Product type Topsh
 Color White / Black
 Dimensions W250 x L85 x H1500 mm
 Voltage / Wattage 85-265 V / 60 W
 IP rating 20 IP
 Color rendering index Ra>80
 Luminous flux 1740 Lm
 Color temperature 3 000 K
 Beam angle 105 °
 Net weight 9 kg
 Light source included

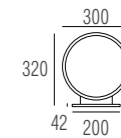



T111024/1R 19W White

T111024/1R 19W *

Product type Table lamp
 Color White / Black
 Dimensions W300 x H320 mm
 Voltage / Wattage 85-265 V / 19 W
 IP rating 20 IP
 Color rendering index Ra>80
 Luminous flux 550 Lm
 Color temperature 3 000 K
 Beam angle 105 °
 Net weight 0.6 kg
 Light source included

Table lamp
 White / Black
 W300 x H320 mm
 85-265 V / 19 W
 20 IP
 Ra>80
 550 Lm
 3 000 K
 105 °
 0.6 kg

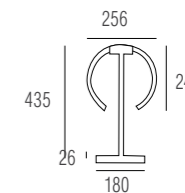



T111024/1C 14WBlack

T111024/1C 14W *

Product type Table lamp
 Color White / Black
 Dimensions W256 x H435 mm
 Voltage / Wattage 85-265 V / 14 W
 IP rating 20 IP
 Color rendering index Ra>80
 Luminous flux 400 Lm
 Color temperature 3 000 K
 Beam angle 105 °
 Net weight 0.9 kg
 Light source included

Table lamp
 White / Black
 W256 x H435 mm
 85-265 V / 14 W
 20 IP
 Ra>80
 400 Lm
 3 000 K
 105 °
 0.9 kg

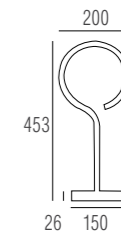



T111024/1 16W White

T111024/1 16W *

Product type Table lamp
 Color White / Black
 Dimensions W200 x H453 mm
 Voltage / Wattage 85-265 V / 16 W
 IP rating 20 IP
 Color rendering index Ra>80
 Luminous flux 460 Lm
 Color temperature 3 000 K
 Beam angle 105 °
 Net weight 0.8 kg
 Light source included

Table lamp
 White / Black
 W200 x H453 mm
 85-265 V / 16 W
 20 IP
 Ra>80
 460 Lm
 3 000 K
 105 °
 0.8 kg

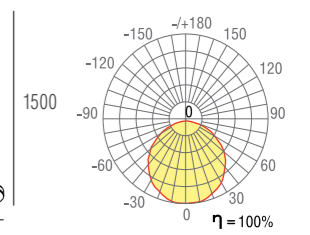
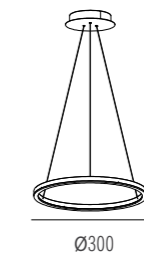




S111028/1 D300

Product type
Color / Material
Dimensions
Dimensions ceiling base
Voltage / Wattage
IP rating
Luminous flux
Color temperature
Beam angle
Net weight
Light source included

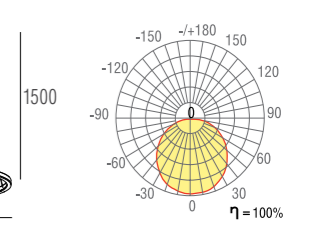
Pendant luminaire
White / Aluminium, acrylic
Ø300 x H1500 mm
Ø150*H45 mm
AC 220-240 V / 16 W
20 IP
790 Lm
3 000 K
110 °
0.8 kg



S111028/1 D450

Product type
Color / Material
Dimensions
Dimensions ceiling base
Voltage / Wattage
IP rating
Luminous flux
Color temperature
Beam angle
Net weight
Light source included

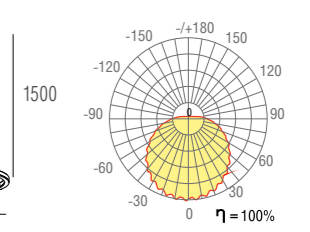
Pendant luminaire
White / Aluminium, acrylic
Ø450 x H1500 mm
Ø200*H45 mm
AC 220-240 V / 24 W
20 IP
1330 Lm
3 000 K
110 °
2,5 kg



S111028/1 D600

Product type
Color / Material
Dimensions
Dimensions ceiling base
Voltage / Wattage
IP rating
Luminous flux
Color temperature
Beam angle
Net weight
Light source included

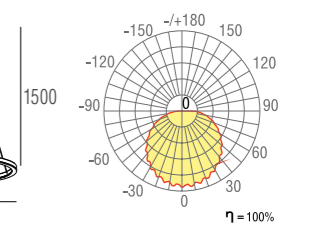
Pendant luminaire
White / Aluminium, acrylic
Ø600 x H1500 mm
Ø200*H45 mm
AC 220-240 V / 36 W
20 IP
1870 Lm
3 000 K
110 °
4 kg



S111028/1 D800

Product type
Color / Material
Dimensions
Dimensions ceiling base
Voltage / Wattage
IP rating
Luminous flux
Color temperature
Beam angle
Net weight
Light source included

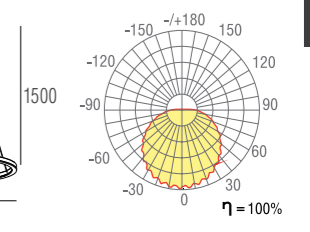
Pendant luminaire
White / Aluminium, acrylic
Ø800 x H1500 mm
Ø250 x H45 mm
AC 220-240 V / 42 W
20 IP
2250 Lm
3 000 K
110 °
7.1 kg



S111028/1 D1000

Product type
Color / Material
Dimensions
Dimensions ceiling base
Voltage / Wattage
IP rating
Luminous flux
Color temperature
Beam angle
Net weight
Light source included

Pendant luminaire
White / Aluminium, acrylic
Ø1000 x H1500 mm
Ø250 x H45 mm
AC 220-240 V / 60 W
20 IP
3210 Lm
3 000 K
110 °
7.5 kg

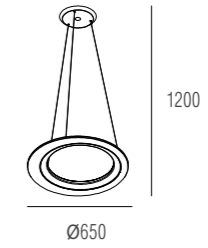




S111032/1 D650

Product type
Color / Material
Dimensions
Voltage / Wattage
IP rating
Luminous flux
Color temperature
Beam angle
Color rendering index
Net weight
Light source included

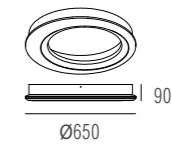
Pendant luminaire
Black / Aluminium, acrylic
Ø650 x H1200 mm
AC 220-240 V / 45 W
20 IP
2340 Lm
3 000 K
113.9 °
>80 Ra
5 kg



C111032/1 D650

Product type
Color / Material
Dimensions
Voltage / Wattage
IP rating
Luminous flux
Color temperature
Beam angle
Color rendering index
Net weight
Light source included

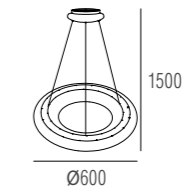
Surface-mounted
Black / Aluminium, acrylic
Ø650 x H90 mm
AC 220-240 V / 45 W
20 IP
2340 Lm
3 000 K
113.9 °
>80 Ra
8 kg



S111031/1 D600

Product type
Color / Material
Dimensions
Voltage / Wattage
IP rating
Luminous flux
Color temperature
Beam angle
Color rendering index
Net weight
Light source included

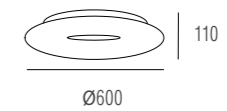
Pendant luminaire
White / Aluminium, acrylic
Ø600 x H1500 mm
AC 220-240 V / 37 W
20 IP
3570 Lm
3 000 K
113.5 °
>80 Ra
3.2 kg



C111031/1 D600

Product type
Color / Material
Dimensions
Voltage / Wattage
IP rating
Luminous flux
Color temperature
Beam angle
Color rendering index
Net weight
Light source included

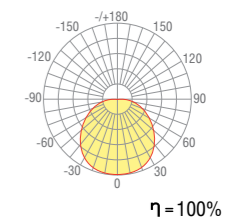
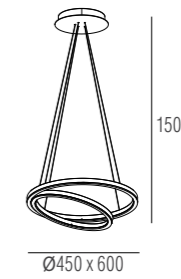
Surface-mounted
White / Aluminium, acrylic
Ø600 x H110 mm
AC 220-240 V / 37 W
20 IP
3400 Lm
3 000 K
116 °
>80 Ra
4.1 kg





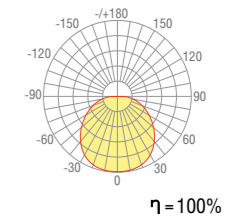
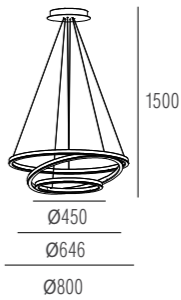
S111029/2 D 600

Product type Pendant luminaire
 Color White
 Material Aluminium, acrylic
 Dimensions Ø600 x MAX H 1500 mm
 Dimensions of the base D250 x H45 mm
 Voltage / Wattage AC 220-240 V / 60 W
 IP rating 20 IP
 Luminous flux 3120 Lm
 Color temperature 3 000 K
 Beam angle 110 °
 Net weight 5 kg
 Light source included



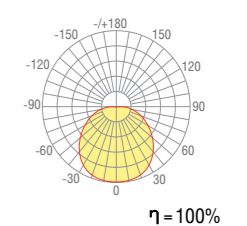
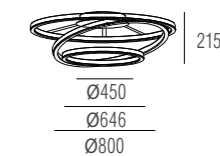
S111029/3 D 800

Product type Pendant luminaire
 Color White
 Material Aluminium, acrylic
 Dimensions Ø800 x MAX H 1500 mm
 Dimensions of the base D250 x H45 mm
 Voltage / Wattage AC 220-240 V / 105 W
 IP rating 20 IP
 Luminous flux 5140 Lm
 Color temperature 3 000 K
 Beam angle 110 °
 Net weight 9 kg
 Light source included



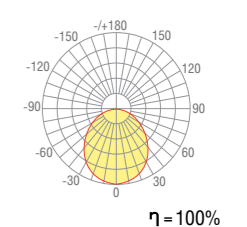
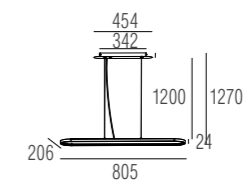
C111029/3 D 800

Product type Surface-mounted
 Color White
 Material Aluminium, acrylic
 Dimensions Ø800 x H 215 mm
 Dimensions of the base D250 x H45 mm
 Voltage / Wattage AC 220-240 V / 105 W
 IP rating 20 IP
 Luminous flux 5140 Lm
 Color temperature 3 000 K
 Beam angle 110 °
 Net weight 10,3 kg
 Light source included



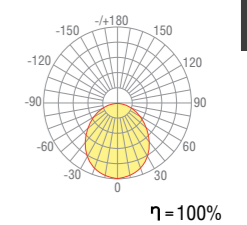
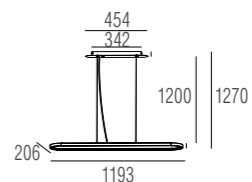
S111025/1 L800

Product type Pendant luminaire
 Color White
 Material Aluminium, acrylic
 Dimensions L805 x W206 x H 1270 mm
 Dimensions ceiling base 342 x 62 x 48 mm
 Voltage / Wattage AC 220-240 V / 50 W
 IP rating 20 IP
 Luminous flux 3114 Lm
 Color temperature 3 000 K
 Net weight 6,1 kg
 Light source included



S111025/1 L1200

Product type Pendant luminaire
 Color White
 Material Aluminium, acrylic
 Dimensions L1193 x W206 x MAX H 1270 mm
 Dimensions ceiling base 462 x 62 x 48 mm
 Voltage / Wattage AC 220-240 V / 65 W
 IP rating 20 IP
 Luminous flux 4409 Lm
 Color temperature 3 000 K
 Net weight 7 kg
 Light source included

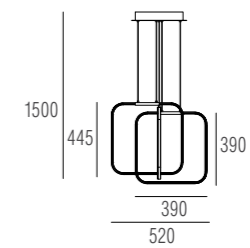




S111033/3 A

Product type
Color
Material
Dimensions
Voltage / Wattage
IP rating
Luminous flux
Color temperature
Beam angle
Color rendering index
Net weight
Light source included

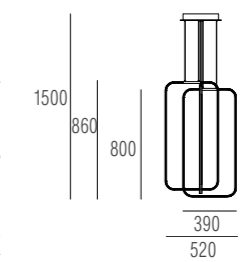
Pendant luminaire
Matt silver
Aluminium, acrylic
L520 x W520 x H1500mm
AC 220-240 V / 36 W
20 IP
1950 Lm
3 000 K
165 °
>80 Ra
2.4 kg



S111033/3 B

Product type
Color
Material
Dimensions
Voltage / Wattage
IP rating
Luminous flux
Color temperature
Beam angle
Color rendering index
Net weight
Light source included

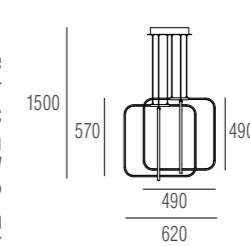
Pendant luminaire
Matt silver
Aluminium, acrylic
L520 x W520 x H1500mm
AC 220-240 V / 42 W
20 IP
2430 Lm
3 000 K
170 °
>80 Ra
2.9 kg



S111033/4

Product type
Color
Material
Dimensions
Voltage / Wattage
IP rating
Luminous flux
Color temperature
Beam angle
Color rendering index
Net weight
Light source included

Pendant luminaire
Matt silver
Aluminium, acrylic
L620 x W620 x H1500mm
AC 220-240 V / 49 W
20 IP
2880 Lm
3 000 K
175 °
>80 Ra
3.6 kg



MODERN INTERIOR LIGHT



MODERN INTERIOR LIGHT



DL18752S200/4000

Product type	Pendant luminaire
Color / Material	Aluminium / Aluminium
Dimensions	Ø60 x L2000 x MAX H2000 mm
IP rating	40 IP
Voltage	DC 24V
Wattage	84 W
Luminous flux	5800 Lm
Color temperature	4000 K
Beam angle	150°
Net weight	1.83 kg
Light source not included	



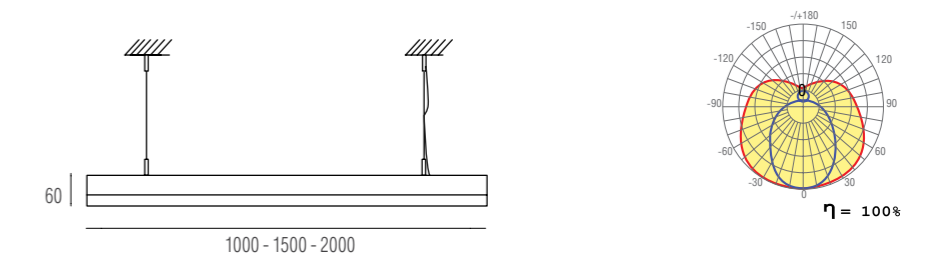
DL18752S150/4000

Product type	Pendant luminaire
Color / Material	Aluminium / Aluminium
Dimensions	Ø60 x L1500 x MAX H2000 mm
IP rating	40 IP
Voltage	DC 24V
Wattage	63 W
Luminous flux	4400 Lm
Color temperature	4000 K
Beam angle	150°
Net weight	1.42 kg
Light source not included	



DL18752S100/4000

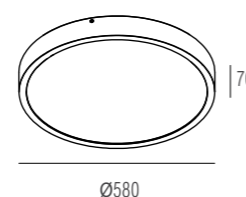
Product type	Pendant luminaire
Color / Material	Aluminium / Aluminium
Dimensions	Ø60 x L1000 x MAX H2000 mm
IP rating	40 IP
Voltage	DC 24V
Wattage	42 W
Luminous flux	3000 Lm
Color temperature	4000 K
Beam angle	150°
Net weight	1.05 kg
Light source not included	



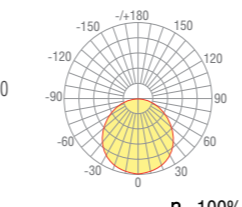


C111027/1 D 580

Product type Surface-mounted
 Color / Material White / Aluminium, acrylic
 Dimensions Ø580 x H70 mm
 Voltage AC 220-240 V
 Wattage 53 W
 IP rating 20 IP
 Luminous flux 3400 Lm
 Color temperature 3 000 K
 Net weight 9 kg
 Light source included



Ø580

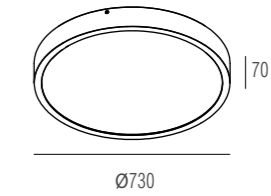


η = 100%

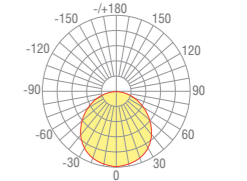


C111027/1 D 730

Product type Surface-mounted
 Color White
 Material Aluminium, acrylic
 Dimensions Ø730 x H70 mm
 Voltage AC 220-240 V
 Wattage 65 W
 IP rating 20 IP
 Luminous flux 4200 Lm
 Color temperature 3 000 K
 Net weight 13,9 kg
 Light source included



Ø730

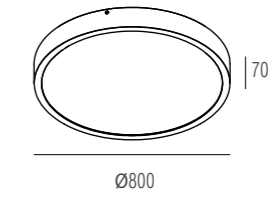


η = 100%

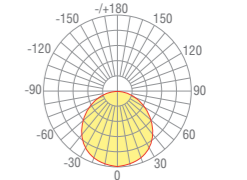


C111027/1 D 850

Product type Surface-mounted
 Color White
 Material Aluminium, acrylic
 Dimensions Ø800 x H70 mm
 Voltage AC 220-240 V
 Wattage 70 W
 IP rating 20 IP
 Luminous flux 4500 Lm
 Color temperature 3 000 K
 Net weight 19,1 kg
 Light source included



Ø800

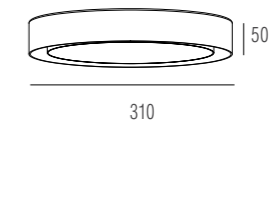


η = 100%

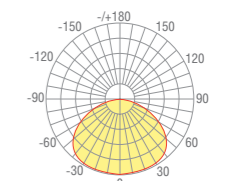


C111026/1 D 310

Product type Surface-mounted
 Color White
 Dimensions Ø310 x H50 mm
 Voltage AC 100-240 V
 Wattage 31 W
 IP rating 20 IP
 Luminous flux 2020 Lm
 Color temperature 3 000 K
 Net weight 2 kg
 Light source included



310

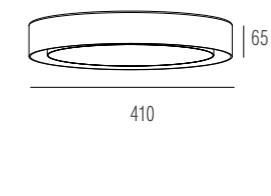


η = 100%

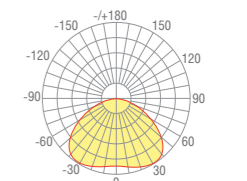


C111026/1 D 410

Product type Surface-mounted
 Color White
 Dimensions Ø410 x H65 mm
 Voltage AC 100-240 V
 Wattage 44 W
 IP rating 20 IP
 Luminous flux 2860 Lm
 Color temperature 3 000 K
 Net weight 3 kg
 Light source included



410

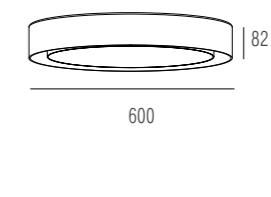


η = 100%

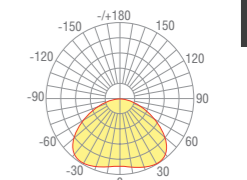


C111026/1 D 600

Product type Surface-mounted
 Color White
 Dimensions Ø600 x H82 mm
 Voltage AC 100-240 V
 Wattage 56 W
 IP rating 20 IP
 Luminous flux 3640 Lm
 Color temperature 3 000 K
 Net weight 4 kg
 Light source included



600



η = 100%

©Masha Shakhova, photographer Vladimir Burtsev



S111020/1A

Product type Pendant luminaire
 Color / Material Black, grey/ Metal
 Dimensions Ø240 x H330mm
 Mounting type Plank
 Decor Metal, Concrete
 Wire length 2000 mm
 Base E27
 Number of lamps 1 pcs
 Wattage 60 W
 Net weight 1.5 kg
 Lamp not included



S111020/1B

Product type Pendant luminaire
 Color / Material Black, grey/ Metal
 Dimensions Ø250 x H325mm
 Mounting type Plank
 Decor Metal, Concrete
 Wire length 2000 mm
 Base E27
 Number of lamps 1 pcs
 Wattage 60 W
 Net weight 1.65 kg
 Lamp not included



S111020/1C

Product type Pendant luminaire
 Color / Material Black, grey/ Metal
 Dimensions Ø250 x H305 mm
 Mounting type Plank
 Net weight 1.55 kg
 Decor Metal, Concrete
 Wire length 2000 mm
 Base E27
 Number of lamps 1 pcs
 Wattage 60 W
 Lamp not included



S111014/1

Product type Pendant luminaire
 Color / Material Black / Metal
 Dimensions Ø220 x H300 mm
 Mounting type Plank
 Shade Metal
 Color Black
 Base E27
 Number of lamps 1 pcs
 Wattage 60 W
 Wire length 2500 cm
 Net weight 0.58 kg



Ceiling cup 5 X S111013,S111014

Product type Ceiling base for 5 Pendant luminaires

Ceiling cup 11 X S111013,S111014

Product type Ceiling base for 11 Pendant luminaires

Ceiling cup 14 X S111013,S111014

Product type Ceiling base for 14 Pendant luminaires

Diameter 155 mm
 Mounting type Plank
 Color / Material Black / Metal



© Masha Shakhova, photographer Anastasia Vinogradova



S111013/1A black

Product type	Pendant luminaire
Color	Black
Material	Metal
Shade	Metal
Height	150 mm
Diameter	160 mm
Mounting type	Plank
Base	E27
Number of lamps	1 pcs
Wattage	60 W
Wire length	3500 cm
Net weight	0.4 kg



S111013/1A grey

Product type	Pendant luminaire
Color	Grey
Material	Metal
Shade	Metal
Height	150 mm
Diameter	160 mm
Mounting type	Plank
Base	E27
Number of lamps	1 pcs
Wattage	60 W
Wire length	3500 cm
Net weight	0.4 kg



S111013/1A white

Product type	Pendant luminaire
Color	White
Material	Metal
Shade	Metal
Height	150 mm
Diameter	160 mm
Mounting type	Plank
Base	E27
Number of lamps	1 pcs
Wattage	60 W
Wire length	3500 cm
Net weight	0.4 kg



S111013/1B black

Product type	Pendant luminaire
Color	Black
Material	Metal
Shade	Metal
Height	200 mm
Diameter	240 mm
Mounting type	Plank
Base	E27
Number of lamps	1 pcs
Wattage	60 W
Wire length	3500 cm
Net weight	0.8 kg



S111013/1B grey

Product type	Pendant luminaire
Color	Grey
Material	Metal
Shade	Metal
Height	200 mm
Diameter	240 mm
Mounting type	Plank
Base	E27
Number of lamps	1 pcs
Wattage	60 W
Wire length	3500 cm
Net weight	0.8 kg



S111013/1B white

Product type	Pendant luminaire
Color	White
Material	Metal
Shade	Metal
Height	200 mm
Diameter	240 mm
Mounting type	Plank
Base	E27
Number of lamps	1 pcs
Wattage	60 W
Wire length	3500 cm
Net weight	0.8 kg



Ceiling cup 5 X S111013,S111014

Product type Ceiling base for 5 Pendant luminaires

Ceiling cup 11 X S111013,S111014

Product type Ceiling base for 11 Pendant luminaires

Ceiling cup 14 X S111013,S111014

Product type Ceiling base for 14 Pendant luminaires

Diameter	155 mm
Mounting type	Plank
Color / Material	Black / Metal



© Masha LlxoxVa, photographer Vladimir Burtsev



S110233/8

Product type	Pendant luminaire
Color	Black
Material	Metal, Plastic
Height MAX	1500 mm
Diameter	1500 mm
Mounting type	Plank
Wire length	1500 mm
Base	E27
Number of lamps	8 pcs
Wattage	60 W
Net weight	1.93 kg



S110233/10

Product type	Pendant luminaire
Color	Black
Material	Metal, Plastic
Height MAX	1800 mm
Diameter	1800 mm
Mounting type	Plank
Wire length	1800 mm
Base	E27
Number of lamps	10 pcs
Wattage	60 W
Net weight	2.49 kg



S110233/12

Product type	Pendant luminaire
Color	Black
Material	Metal, Plastic
Height MAX	1800 mm
Diameter	1800 mm
Mounting type	Plank
Wire length	1800 mm
Base	E27
Number of lamps	12 pcs
Wattage	60 W
Net weight	2.96 kg



S110233/14

Product type	Pendant luminaire
Color	Black
Material	Metal, Plastic
Height MAX	2000 mm
Diameter	2000 mm
Mounting type	Plank
Wire length	2000 mm
Base	E27
Number of lamps	14 pcs
Wattage	60 W
Net weight	3.54 kg



S111019/12

Product type	Chandelier
Color	Black
Material	Metal
Height MAX	1500 mm
Size	Ø150 mm
Mounting type	Plank
Base	E27
Number of lamps	12 pcs
Wattage	40 W
Net weight	7.98 kg
Length	1100 mm



S111019/8

Product type	Chandelier
Color	Black
Material	Metal
Height MAX	1500 mm
Size	Ø150 mm
Mounting type	Plank
Base	E27
Number of lamps	8 pcs
Wattage	40 W
Net weight	6.35 kg
Length	1100 mm

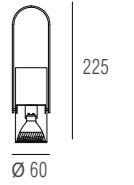



S111022/1black

S111022/1*

Product type
Color / Material
Dimensions
Height MIN
Height MAX
Mounting type
Base
Number of lamps
Wattage
Net weight

Pendant luminaire
Black / Metal
Ø60 x H225mm
800 mm
1500 mm
Plank
GU10
1 pcs
9 W
0.95 kg

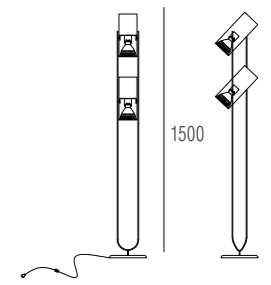


T111022/2white

T111022/2*

Product type
Color / Material
Dimensions
Base
Number of lamps
Wattage
Net weight

Floor lamp
Black / Metal
Ø225 x H1500mm
GU10
2 pcs
9 W
4.02 kg

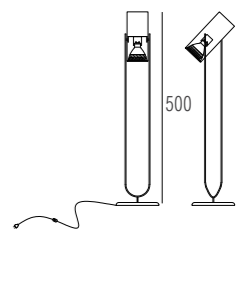



T111022/black

T111022/1*

Product type
Color / Material
Dimensions
Base
Number of lamps
Wattage
Net weight

Floor lamp
Black / Metal
Ø110 x H500mm
GU10
2 pcs
9 W
2.05 kg

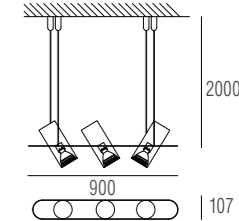



S111022/3white

S111022/3*

Product type
Color / Material
Dimensions
Base
Number of lamps
Wattage
Net weight

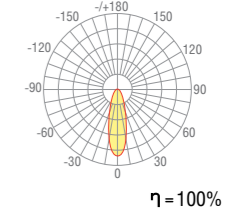
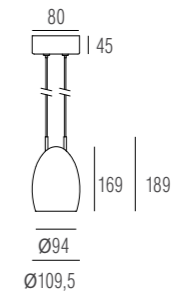
Pendant luminaire
White / Metal
L900 x W107 x Hmax2000 mm
GU10
3 pcs
9 W
1.96 kg





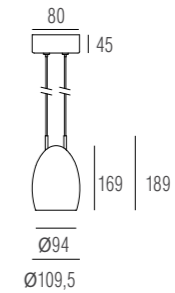
DL18691/WW-S White

Product type Pendant luminaire
 Color / Material White / Aluminium
 Dimensions Ø109,5 x H1200 mm
 Wattage 13 W
 IP rating 20 IP
 Luminous flux 1170 Lm
 Color temperature 3 000 K
 Beam angle 30 °
 Net weight 1.66 kg
 Light source included



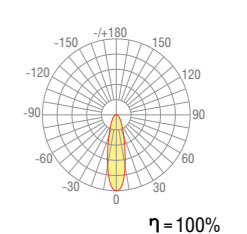
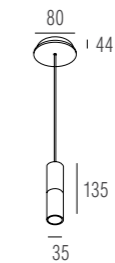
DL18691/WW-S Black/Gold

Product type Pendant luminaire
 Color / Material Black, Gold / Aluminium
 Dimensions Ø109,5 x H1200 mm
 Wattage 13 W
 IP rating 20 IP
 Luminous flux 1170 Lm
 Color temperature 3 000 K
 Beam angle 30 °
 Net weight 1.66 kg
 Light source included



DL18368/11WW White

Product type Pendant luminaire
 Color / Material White / Aluminium
 Dimensions Ø35 x H126mm
 Voltage / Wattage AC 220 B / 3 W
 Operating current 700 mA
 IP rating 20 IP
 Luminous flux 91 Lm
 Color temperature 3 000 K
 Beam angle 30 °
 Net weight 0.55 kg
 Light source included



MODERN INTERIOR LIGHT



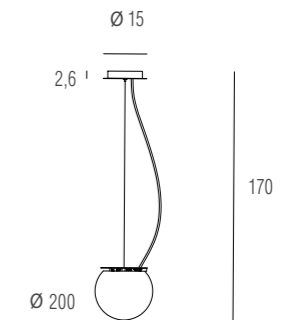
MODERN INTERIOR LIGHT



S111023/1A

Product type
Color / Material
Dimensions
Base
Wattage
Length
Shade
Net weight

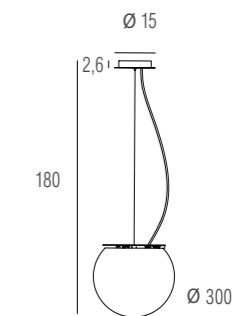
Pendant luminaire
Nickel / Metal
Ø200 x H1700 mm
E27
60 W
1500 mm
Clear glass
1.8 kg



S111023/1B

Product type
Color / Material
Dimensions
Base
Wattage
Length
Shade
Net weight

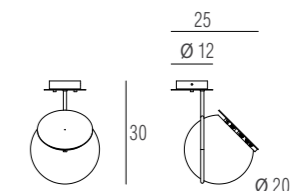
Pendant luminaire
Nickel / Metal
Ø300 x H1800 mm
E27
60 W
1500 mm
Clear glass
1.8 kg



W111023/1

Product type
Color / Material
Height
Depth
Shade
Base
Wattage
Net weight

Sconce
Nickel / Metal
250 mm
300 mm
Clear glass
E27
60 W
1.7 kg



MODERN INTERIOR LIGHT

© Masha Shakhova, photographer Anastasia Vinogradova



MODERN INTERIOR LIGHT



S111016/1A

Product type	Pendant luminaire
Color	Black
Material	Metal
Height	320 mm
Width	160 mm
Mounting type	Plank
Base	E27
Number of lamps	1 pcs
Wattage	60 W
Wire length	1500 mm
Net weight	0.66 kg



S111016/1B

Product type	Pendant luminaire
Color	Black
Material	Metal
Height	360 mm
Width	340 mm
Mounting type	Plank
Base	E27
Number of lamps	1 pcs
Wattage	60 W
Wire length	1500 mm
Net weight	0.65 kg



S111016/1C

Product type	Pendant luminaire
Color	Black
Diameter	350 mm
Mounting type	Plank
Material	Metal
Base	E27
Number of lamps	1 pcs
Wattage	60 W
Wire length	150 cm
Net weight	0.6 kg



S111016/1D

Product type	Pendant luminaire
Color	Black
Material	Metal
Height	330 mm
Width	330 mm
Mounting type	Plank
Base	E27
Number of lamps	1 pcs
Wattage	60 W
Wire length	1500 mm
Net weight	0.76 kg



S111016/1E

Product type	Pendant luminaire
Color	Black
Material	Metal
Height	550 mm
Width	340 mm
Mounting type	Plank
Base	E27
Number of lamps	1 pcs
Wattage	60 W
Wire length	1500 mm
Net weight	0.76 kg



S111010/1B

Product type	Pendant luminaire
Color	Grey
Material	Metal, Beton
Shade	Beton
Color	Grey
Height	290 mm
Diameter	145 mm
Mounting type	Plank
Wire length	1000 mm
Cap	E14
Number of lamps	1 pcs
Wattage	40 W
Net weight	1.5 kg



S111018/2

Product type	Pendant luminaire
Color	Black
Height MIN	750 mm
Height MAX	1450 mm
Width	670 mm
Mounting type	Plank
Material	Metal
Lamp Type	LED
Base	E27
Number of lamps	2 pcs
Wattage	5 W
Net weight	0.98 kg



S111018/3

Product type	Pendant luminaire
Color	Black
Height MIN	920 mm
Height MAX	1620 mm
Width	930 mm
Mounting type	Plank
Material	Metal
Lamp Type	LED
Base	E27
Number of lamps	3 pcs
Wattage	5 W
Net weight	1.25 kg



W111018/1

Product type	Sconce
Color	Black
Height	380 mm
Width	35 mm
Depth	420 mm
Mounting type	Plank
Material	Metal
Lamp Type	LED
Base	E27
Number of lamps	1 pcs
Wattage	5 W
Net weight	0.68 kg



S111010/1A

Product type	Pendant luminaire
Color	Grey
Material	Metal, Concrete
Shade	Concrete
Color Shade	Grey
Dimensions	ø170 x H145mm
Mounting type	Plank
Wire length	1000 mm
Base	E14
Number of lamps	1 pcs
Wattage	40 W
Net weight	1.18 kg



S111010/1C

Product type	Pendant luminaire
Color	Grey
Material	Metal, Concrete
Shade	Concrete
Color Shade	Grey
Dimensions	ø135 x H190 mm
Mounting type	Plank
Wire length	1000 mm
Base	E14
Number of lamps	1 pcs
Wattage	40 W
Net weight	1.05 kg



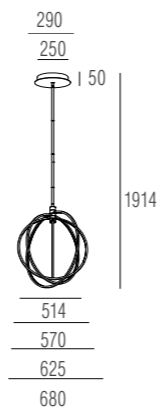
T111010/1

Product type	Table lamp
Color	Grey
Material	Metal, Concrete
Shade	Concrete
Color Shade	Beige
Dimensions	ø300 x H440 mm
Base	E14
Number of lamps	1 pcs
Wattage	40 W
Net weight	2.9 kg



S111030/4 D680

Product type Pendant luminaire
 Color / Material Brown / Aluminium, acrylic
 Dimensions L 560 x W318 x H1100 mm
 Voltage AC 220-240 V
 Wattage 28 W
 IP rating 20 IP
 Luminous flux 1820 Lm
 Color temperature 3 000 K
 Beam angle 110 °
 Net weight 10 kg
 Light source included



S111005/1white

Product type Pendant luminaire
 Color White
 Material Metal
 Shade Metal
 Color (Shade) White
 Height MAX 1800 mm
 Diameter 400 mm
 Mounting type Plank
 Base E27
 Number of lamps 1 pcs
 Wattage 60 W
 Net weight 1.15 kg



S111005/1black

Product type Pendant luminaire
 Color Black
 Material Metal
 Shade Metal
 Color(Shade) Black
 Height MAX 1800 mm
 Diameter 400 mm
 Mounting type Plank
 Base E27
 Number of lamps 1 pcs
 Wattage 60 W
 Net weight 1.15 kg



S111021/6

Product type Pendant luminaire
 Color Black
 Color lampholder Gold
 Diameter 550 mm (without lamps)
 Height max 1200 mm
 Length wire 1200 mm
 Cable length 1700 mm



S111021/1

Product type Pendant luminaire
 Color Black
 Color lampholder Gold
 Diameter 65 mm
 Height max 1820 mm
 Wire length 1700 mm
 Base E27
 Wattage 40 W

DL202240

Incandescent lamp
 Diameter 65 mm
 Height 150 mm
 Base E27
 Wattage 40W



S110906/6

Product type Pendant luminaire
 Color Black
 Material Metal
 Height 70 mm
 Height MAX 3070 mm
 Dimensions W50 x Ø600 mm
 Mounting type Plank
 Base E27
 Wattage 40 W
 Number of lamps 6 pcs
 Net weight 6 kg



S110906/8

Product type Pendant luminaire
 Color Black
 Material Metal
 Height 70 mm
 Height MAX 3070 mm
 Dimensions W50 x Ø900 mm
 Mounting type Plank
 Base E27
 Wattage 40 W
 Number of lamps 8 pcs
 Net weight 9.21 kg



S111009/11B

Product type	Pendant luminaire
Height	1000 mm
Width	370 mm
Length	940 mm
Mounting type	Plank
Net weight	3 kg
Color	Black
Material	Metal, Glass
Shade	Glass
Color (Shade)	Clear
Base	E14
Number of lamps	11 pcs
Wattage	40 W



S111009/31

Product type	Pendant luminaire
Color	Black
Material	Metal, Glass
Shade	Glass
Color (Shade)	Clear
Dimensions	Ø720 x H650 mm
Mounting type	Plank
Length	600 mm
Base	E14
Number of lamps	31 pcs
Wattage	40 W
Net weight	9.07 kg



S111009/11

Product type	Pendant luminaire
Color	Black
Material	Metal, Glass
Shade	Glass
Color (Shade)	Clear
Dimensions	Ø380 x H460 mm
Mounting type	Plank
Length	600 mm
Base	E14
Number of lamps	11 pcs
Wattage	40 W
Net weight	3.1 kg



S111009/11A

Product type	Pendant luminaire
Color	Black
Material	Metal, Glass
Shade	Glass
Color (Shade)	Clear
Dimensions	Ø390 x H650 mm
Mounting type	Plank
Length	600 mm
Base	E14
Number of lamps	11 pcs
Wattage	40 W
Net weight	3.27 kg



W111009/3

Product type	Sconce
Color	Black
Material	Metal, Glass
Shade	Glass
Color (Shade)	Clear
Dimensions	W330 x H330 mm
Depth	140 mm
Mounting type	Plank
Net weight	0.85 kg
Base	E14
Number of lamps	3 pcs
Wattage	40 W



S111009/7

Product type	Pendant luminaire
Color	Black
Material	Metal, Glass
Shade	Glass
Color (Shade)	Clear
Dimensions	Ø390 x H450 mm
Mounting type	Plank
Length	600 mm
Base	E14
Number of lamps	7 pcs
Wattage	40 W
Net weight	2.2 kg



W111009/1

Product type	Sconce
Color	Black
Material	Metal, Glass
Shade	Glass
Color (Shade)	Clear
Dimensions	W150 x H150 mm
Depth	160 mm
Mounting type	Plank
Base	E14
Number of lamps	1 pcs
Wattage	40 W
Net weight	0.32 kg

MODERN INTERIOR LIGHT



S111015/12

Product type	Pendant luminaire
Color	Black
Material	Metal
Shade	Glass
Color (Shade)	Clear
Height MIN / MAX	400 /1100 mm
Diameter	Ø1100 mm
Mounting type	Plank
Base	E27
Number of lamps	12 pcs
Wattage	40 W
Net weight	4.8 kg



S111015/8

Product type	Pendant luminaire
Color	Black
Material	Metal
Shade	Glass
Color (Shade)	Clear
Height MIN / MAX	400 /1100 mm
Diameter	Ø800 mm
Mounting type	Plank
Base	E27
Number of lamps	8 pcs
Wattage	40 W
Net weight	3.3 kg

MODERN INTERIOR LIGHT



S111008/1black

Product type	Pendant luminaire
Color	Black
Material	Metal, Glass
Shade	Glass
Color Shade	Clear
Height MAX	1800 mm
Diameter	250 mm
Mounting type	Plank
LED type	LED SMD
Wattage	3 W
Net weight	2 kg



S111008/1gold

Product type	Pendant luminaire
Color	Gold
Material	Metal, Glass
Shade	Glass
Color (Shade)	Clear
Height MAX	1800 mm
Diameter	250 mm
Mounting type	Plank
LED type	LED SMD
Wattage	3 W
Net weight	2 kg



S111007/1gold

Product type	Pendant luminaire
Color	Gold
Material	Metal, Glass
Shade	Glass
Color (Shade)	Clear
Height MAX	1800 mm
Diameter	180 mm
Mounting type	Plank
LED type	LED SMD
Wattage	3 W
Net weight	1 kg



S111007/1black


Product type	Pendant luminaire
Color	Black
Material	Metal, Glass
Shade	Glass
Color (Shade)	Clear
Height MAX	1800 mm
Diameter	180 mm
Mounting type	Plank
LED type	LED SMD
Wattage	3 W
Net weight	1 kg

© МАша Шахова, фотограф Анастасия Виноградова



S111001/3orange

Product type	Pendant luminaire
Color	Orange
Material	Carbon steel
Height MAX	1500 mm
Diameter	500 mm
Mounting type	Plank
Base	E27
Number of lamps	3 pcs
Wattage	60 W
Net weight	5.9 kg



S110205/7

Product type	Pendant luminaire
Mounting type	Plank
Color	Steel
Material	Metal, Aluminium
Decor	Aluminum decorative elements
Height / H MAX	200 / 1020 mm
Dimensions	L800 x W130 mm
Wire length	1000 mm
Base / Number of lamps	G9 / 7 pcs
Wattage	40 W
Net weight	3.2 kg



S110205/5

Product type	Pendant luminaire
Color	Steel
Material	Metal, Aluminium
Decor	Aluminum decorative elements
Height / H MAX	200 / 1040 mm
Dimensions	L600 x W130 mm
Mounting type	Plank
Wire length	1000 mm
Base / Number of lamps	G9 / 5 pcs
Wattage	40 W
Net weight	2.6 kg



S110205/8

Product type	Pendant luminaire
Color	Steel
Material	Metal, Aluminium
Decor	Aluminum decorative elements
Height / H MAX	200 / 1010 mm
Dimensions	L500 x W130 mm
Mounting type	Plank
Wire length	1000 mm
Base / Number of lamps	G9 / 8 pcs
Wattage	40 W
Net weight	4.2 kg



S111003/1black

Product type	Pendant luminaire
Color	Black
Material	Carbon steel
Height MAX	1500 mm
Diameter	500 mm
Mounting type	Plank
Base	E27
Number of lamps	3 pcs
Wattage	60 W
Net weight	5.9 kg



S111001/3white

Product type	Pendant luminaire
Color	White
Material	Carbon steel
Height MAX	1500 mm
Diameter	500 mm
Mounting type	Plank
Base	E27
Number of lamps	3 pcs
Wattage	60 W
Net weight	5.9 kg



S111001/3green

Product type	Pendant luminaire
Color	Green
Material	Carbon steel
Height MAX	1500 mm
Diameter	500 mm
Mounting type	Plank
Base	E27
Number of lamps	3 pcs
Wattage	60 W
Net weight	5.9 kg



S111003/1black

Product type	Pendant luminaire
Color	Chromie
Material	Metal, Glass
Lampshades	Nylon
Shade	Glass
Color	Clear glass, black cloth
Height MAX	1200 mm
Diameter	440 mm
Mounting type	Plank
Base	E27
Number of lamps	1 pcs
Wattage	60 W
Net weight	5.2 kg



S111002/1black

Product type	Pendant luminaire
Color	Chrome
Material	Metal, Glass
Lampshades	Nylon
Shade	Glass
Color Shade	Clear glass, Black cloth
Dimensions	ø325 x H MAX 1500 mm
Mounting type	Plank
Base / Number of lamps	E27 / 1 pcs
Wattage	60 W
Net weight	2.7 kg



T111003/1black

Product type	Table lamp
Color	Chrome
Material	Metal, Glass
Lampshades	Nylon
Shade	Glass
Color Shadea	Clear glass, Black cloth
Height	580 mm
Diameter	325 mm
Base / Number of lamps	E27 / 1 pcs
Wattage	60 W
Net weight	6.5 kg



S111003/1white

Product type	Pendant luminaire
Color	Chrome
Material	Metal, Glass
Lamp shade / Shade	Nylon / Glass
Color Shade	Clear glass, White cloth
Dimensions	ø440 x H MAX 1200 mm
Mounting type	Plank
Base / Number of lamps	E27 / 1 pcs
Wattage	60 W
Net weight	5.2 kg



S111002/1white

Product type	Pendant luminaire
Color	Chrome
Material	Metal, Glass
Lamp shade / Shade	Nylon / Glass
Color Shadea	Clear glass, White cloth
Dimensions	ø325 x H MAX 1500 mm
Mounting type	Plank
Base / Number of lamps	E27 / 1 pcs
Wattage	60 W
Net weight	2.7 kg



T111003/1white

Product type	Table lamp
Color	Chrome
Material	Metal, Glass
Lampshades / Shade	Nylon / Glass
Color Shadea	Clear glass, White cloth
Height	580 mm
Diameter	325 mm
Base / Number of lamps	E27 / 1 pcs
Wattage	60 W
Net weight	6.5 kg

MODERN INTERIOR LIGHT



MODERN INTERIOR LIGHT



S111017/6

Product type	Chandelier
Color	White
Height MIN	500 mm
Height MAX	1500 mm
Diameter	1050 mm
Mounting type	Plank
Color	Black
Material	Metal
Base	E14
Wattage	40 W
Number of lamps	6 pcs
Net weight	3,65 kg



S111017/8

Product type	Chandelier
Color	White
Height MIN	650 mm
Height MAX	1650 mm
Diameter	1350 mm
Mounting type	Plank
Color	Black
Material	Metal
Base	E14
Wattage	40 W
Number of lamps	8 pcs
Net weight	5,05 kg



W111017/1

Product type	Sconce
Color	White
Dimensions	W125 x H245 mm
Depth	190 mm
Mounting type	Plank
Color	Black
Material	Metal
Base	E14
Wattage	40 W
Number of lamps	1 pcs
Net weight	0,35 kg



W110234/2color

Product type	Sconce
Color	Chromium
Material	Metal, Glass
Color	Matt Colorful
Decor	Matt colored glass
Dimensions / Depth	Ø270 / 180 mm
Mounting type	Plank
Base / Number of lamps	E27 / 2 pcs
Wattage	60 W
Net weight	1.5 kg



C110234/11

Product type	Ceiling
Color	Chromium
Material	Metal, Glass
Color	Matt White
Decor	Matt white glass
Dimensions	Ø1000 x H200 mm
Mounting type	Plank
Base / Number of lamps	E27 / 2 pcs
Wattage	60 W
Net weight	10 kg



C110234/7

Product type	Ceiling
Color	Chromium
Material	Metal, Glass
Color	Matt White
Decor	Matt white glass
Dimensions	Ø800 x H200 mm
Mounting type	Plank
Base / Number of lamps	E27 / 7 pcs
Wattage	60 W
Net weight	5 kg



C110234/4

Product type	Ceiling
Color	Chromium
Material	Metal, Glass
Color	Matt White
Decor	Matt white glass
Dimensions	L330 x W330 x H 180 mm
Mounting type	Plank
Base / Number of lamps	G9 / 4 pcs
Wattage	60 W
Net weight	2 kg



W110234/2

Product type	Sconce
Color	Chromium
Material	Metal, Glass
Color	Matt White
Decor	Matt white glass
Dimensions / Depth	Ø270 / 180 mm
Base	E27
Number of lamps	2 pcs
Wattage	60 W
Net weight	1.5 kg



Kit Hanging X C234/X

Product type	Accessory
Height	860 mm
Mounting type	Plank
Color	Chromium
Material	Metal



C110234/11color

Product type	Ceiling
Color	Chromium
Material	Metal, Glass
Color	Matt Colorful
Decor	Matt colored glass
Dimensions	Ø1000 x H200 mm
Mounting type	Plank
Base / Number of lamps	E27 / 11 pcs
Wattage	60 W
Net weight	10 kg



C110234/7color

Product type	Ceiling
Color	Chromium
Material	Metal, Glass
Color	Matt Colorful
Decor	Matt colored glass
Dimensions	Ø800 x H200 mm
Mounting type	Plank
Base / Number of lamps	E27 / 7 pcs
Wattage	60 W
Net weight	5 kg



C110234/4color

Product type	Ceiling
Color	Chromium
Material	Metal, Glass
Color	Matt Colorful
Decor	Matt colored glass
Dimensions	L330 x W330 x H 180 mm
Mounting type	Plank
Base / Number of lamps	E27 / 4 pcs
Wattage	60 W
Net weight	2 kg



Combinations of glass




Glass B yellow X C-W234/X

Product type	Accessory
Color / Material	Yellow / Glass
Shade	Glass
Color	Matt Yellow
Dimensions	L127 x W127 mm

Glass A yellow X C-W234/X

Product type	Accessory
Color / Material	Yellow / Glass
Shade	Glass
Color	Matt Yellow
Dimensions	L90 x W90 mm





Glass B violet X C-W234/X

Product type	Accessory
Color / Material	Purple / Glass
Shade	Glass
Color	Matt Purple
Dimensions	L127 x W127 mm

Glass A violet X C-W234/X

Product type	Accessory
Color / Material	Purple / Glass
Shade	Glass
Color	Matt Purple
Dimensions	L90 x W90 mm




Glass B green X C-W234/X

Product type	Accessory
Color / Material	Green / Glass
Shade	Glass
Color	Matt Green
Dimensions	L127 x W127 mm

Glass A green X C-W234/X

Product type	Accessory
Color / Material	Green / Glass
Shade	Glass
Color	Matt Green
Dimensions	L90 x W90 mm




Glass B orange X C-W234/X

Product type	Accessory
Color / Material	Orange / Glass
Shade	Glass
Color	Matt Orange
Dimensions	L127 x W127 mm

Glass A orange X C-W234/X

Product type	Accessory
Color / Material	Orange / Glass
Shade	Glass
Color	Matt Orange
Dimensions	L90 x W90 mm




Glass B red X C-W234/X

Product type	Accessory
Color / Material	Red / Glass
Shade	Glass
Color	Matt Red
Dimensions	L127 x W127 mm

Glass A red X C-W234/X

Product type	Accessory
Color / Material	Red / Glass
Shade	Glass
Color	Matt Red
Dimensions	L90 x W90 mm



Glass B blue X C-W234/X

Product type	Accessory
Color / Material	Blue / Glass
Shade	Glass
Color	Matt Red
Dimensions	L127 x W127 mm

Glass A blue X C-W234/X

Product type	Accessory
Color / Material	Blue / Glass
Shade	Glass
Color	Matt Red
Dimensions	L90 x W90 mm



S110155/30

Product type	Chandelier
Color	Antique gold
Material	Metal
Suspension	Crystal
Height	1175 mm
Diameter	1250 mm
Mounting type	Plank
Length	1000 mm
Base	E14
Number of lamps	30 pcs
Wattage	60 W
Net weight	33.5 kg



S110155/15

Product type	Chandelier
Color	Antique gold
Material	Metal
Suspension	Crystal
Height/ Diameter	H765/Ø860 mm
Mounting type	Plank
Length	312 mm
Base	E14
Number of lamps	15 pcs
Wattage	60 W
Net weight	15.5 kg



S110155/8

Product type	Chandelier
Color	Antique gold
Material	Metal
Suspension	Crystal
Dimensions	H615 / Ø660mm
Mounting type	Plank
Length	312 mm
Base	E14
Number of lamps	8 pcs
Wattage	60 W
Net weight	10.5 kg



S110155/6

Product type	Chandelier
Color	Antique gold
Material	Metal
Suspension	Crystal
Dimensions	H575 / Ø570 mm
Mounting type	Plank
Length	312 mm
Base	E14
Number of lamps	6 pcs
Wattage	60 W
Net weight	7.5 kg



C110155/9

Product type	Ceiling luminaire
Color	Antique gold
Material	Metal
Suspension	Crystal
Height/ Diameter	H320/Ø600 mm
Mounting type	Plank
Length	312 mm
Base	E14
Number of lamps	9 pcs
Wattage	40 W
Net weight	5.1 kg



W110155/1

Product type	Sconce
Color	Antique gold
Material	Metal
Suspension	Crystal
Height	420 mm
Width	113 mm
Depth	260 mm
Mounting type	Plank
Base	E14
Number of lamps	1 pcs
Wattage	60 W
Net weight	1.2 kg



W110155/2

Product type	Sconce
Color	Antique gold
Material	Metal
Suspension	Crystal
Height	420 mm
Width	230 mm
Depth	230 mm
Mounting type	Plank
Base	E14
Number of lamps	2 pcs
Wattage	60 W
Net weight	1.8 kg

CLASSIC INTERIOR LIGHT

S110217/15

Product type	Chandelier
Color	White with gold
Material	Metal
Suspension	Crystal
Height	765 mm
Diameter	860 mm
Mounting type	Plank
Length	312 mm
Base	E14
Number of lamps	15 pcs
Wattage	60 W
Net weight	15.5 kg



CLASSIC INTERIOR LIGHT



S110217/8

Product type	Chandelier
Color	White with gold
Material	Metal
Suspension	Crystal
Height / Diameter	570 / Ø 665 mm
Mounting type	Plank
Length	312 mm
Base	E14
Number of lamps	8 pcs
Wattage	60 W
Net weight	10.5 kg



S110217/6

Product type	Chandelier
Color	White with gold
Material	Metal
Suspension	Crystal
Height / Diameter	570 / Ø 565 mm
Mounting type	Plank
Length	312 mm
Base	E14
Number of lamps	6 pcs
Wattage	60 W
Net weight	7.5 kg



C110217/9

Product type	Ceiling luminaire
Color	White with gold
Material	Metal
Suspension	Crystal
Height / Diameter	320 / Ø 600 mm
Mounting type	Plank
Base	E14
Number of lamps	9 pcs
Wattage	40 W
Net weight	5.1 kg



W110217/1

Product type	Sconce
Color	White with gold
Material	Metal
Suspension	Crystal
Dimensions	W113 x H 420 mm
Depth	260 mm
Mounting type	Plank
Base	E14
Number of lamps	1 pcs
Wattage	60 W
Net weight	1.2 kg



W110217/2

Product type	Sconce
Color	White with gold
Material	Metal
Suspension	Crystal
Dimensions	W230 x H420 mm
Depth	230 mm
Mounting type	Plank
Base	E14
Number of lamps	2 pcs
Wattage	60 W
Net weight	1.8 kg



S110154/8

Product type	Chandelier
Color	Antique silver
Material	Metal
Suspension	Crystal
Height / Diameter	570 / Ø 655 mm
Mounting type	Plank
Length	312 mm
Base	E14
Number of lamps	8 pcs
Wattage	60 W
Net weight	11 kg



S110154/6

Product type	Chandelier
Color	Antique silver
Material	Metal
Suspension	Crystal
Height / Diameter	570 / Ø 565 mm
Mounting type	Plank
Length	312 mm
Base	E14
Number of lamps	6 pcs
Wattage	60 W
Net weight	9.5 kg



C110154/9

Product type	Ceiling luminaire
Height / Diameter	320 / Ø 600 mm
Mounting type	Plank
Color	Antique silver
Material	Metal
Suspension	Crystal
Length	312 mm
Base	E14
Number of lamps	9 pcs
Wattage	40 W
Net weight	5.1 kg



W110154/2

Product type	Sconce
Color	Antique silver
Material	Metal
Suspension	Crystal
Dimensions	W235 x H395 mm
Depth	230 mm
Mounting type	Plank
Base	E14
Number of lamps	2 pcs
Wattage	60 W
Net weight	1.8 kg



W110154/1

Product type	Sconce
Color	Antique silver
Material	Metal
Suspension	Crystal
Dimensions	W113 x H395 mm
Depth	260 mm
Mounting type	Plank
Base	E14
Number of lamps	1 pcs
Wattage	60 W
Net weight	1.2 kg


S110154/15

Product type	Chandelier
Color	Antique silver
Material	Metal
Suspension	Crystal
Height / Diameter	765 / Ø 860 mm
Mounting type	Plank
Length	312 mm
Base	E14
Number of lamps	15 pcs
Wattage	60 W
Net weight	15.5 kg



C110231/14

Product type	Ceiling luminaire
Color	Chrome
Material	Metal
Suspension	Crystal K9
Height / Diameter	2000 / Ø 300 mm
Mounting type	Plank
Base	G9
Number of lamps	14 pcs
Wattage	40 W
Net weight	11.9 kg



C110231/20

Product type	Ceiling luminaire
Color	Chromium
Material	Metal
Suspension	Crystal K9
Height / Diameter	3000 / Ø 350 mm
Mounting type	Plank
Base	G9
Number of lamps	20 pcs
Wattage	40 W
Net weight	22.9 kg



C110231/14gold

Product type	Ceiling luminaire
Color	Gold
Material	Metal
Suspension	Crystal K9
Height / Diameter	2000 / Ø 300 mm
Mounting type	Plank
Base	G9
Number of lamps	14 pcs
Wattage	40 W
Net weight	11.9 kg



C110231/20gold

Product type	Ceiling luminaire
Color	Gold
Material	Metal
Suspension	Crystal K9
Height / Diameter	3000 / Ø 350 mm
Mounting type	Plank
Base	G9
Number of lamps	20 pcs
Wattage	40 W
Net weight	22.9 kg




C110231/8

Product type	Ceiling luminaire
Color	Chrome
Material	Metal
Suspension	Crystal K9
Height / Diameter	1000 / Ø 250 mm
Mounting type	Plank
Base	G9
Number of lamps	8 pcs
Wattage	40 W
Net weight	5.3 kg



W110231/4

Product type	Sconce
Color	Chrome
Material	Metal
Suspension	Crystal K9
Dimensions	W250 x H600 mm
Depth	150 mm
Mounting type	Plank
Base	G9
Number of lamps	4 pcs
Wattage	40 W
Net weight	2.3 kg



W110231/2

Product type	Sconce
Color	Chrome
Material	Metal
Suspension	Crystal K9
Dimensions	W250 x H300 mm
Depth	150 mm
Mounting type	Plank
Base	G9
Number of lamps	2 pcs
Wattage	40 W
Net weight	1.2 kg



C110231/8gold

Product type	Ceiling luminaire
Color	Gold
Material	Metal
Suspension	Crystal K9
Height / Diameter	1000 / Ø 250 mm
Mounting type	Plank
Base	G9
Number of lamps	8 pcs
Wattage	40 W
Net weight	5.3 kg



W110231/4gold

Product type	Ceiling luminaire
Color	Gold
Material	Metal
Suspension	Crystal K9
Dimensions	W250 x H600 mm
Depth	150 mm
Mounting type	Plank
Base	G9
Number of lamps	4 pcs
Wattage	40 W
Net weight	2.3 kg



W110231/2gold

Product type	Sconce
Color	Gold
Material	Metal
Suspension	Crystal K9
Dimensions	W250 x H300 mm
Depth	150 mm
Mounting type	Plank
Base	G9
Number of lamps	2 pcs
Wattage	40 W
Net weight	1.2 kg

CLASSIC INTERIOR LIGHT



C110230/12

Product type	Pendant luminaire
Color	Chromium
Material	Metal
Suspension	Crystal K9
Height / Diameter	150 / Ø 900 mm
Mounting type	Plank
Base	G9
Number of lamps	12 pcs
Wattage	40 W
Net weight	11.3 kg



C110230/8

Product type	Pendant luminaire
Color	Chromium
Material	Metal
Suspension	Crystal K9
Height / Diameter	150 / Ø 600 mm
Mounting type	Plank
Base	G9
Number of lamps	8 pcs
Wattage	40 W
Net weight	6.1 kg

CLASSIC INTERIOR LIGHT



S110241/8

Product type	Chandelier
Color	White
Material	Metal
Suspension	Crystal K9 and Glass
Dimensions	Ø750 x H550 mm
Mounting type	Plank
Cap	E14
Number of lamps	8 pcs
Wattage	40 W
Net weight	6.4 kg



S110241/6

Product type	Chandelier
Color	White
Material	Metal
Suspension	Crystal K9 and Glass
Dimensions	Ø600 x H550 mm
Mounting type	Plank
Cap	E14
Number of lamps	6 pcs
Wattage	40 W
Net weight	4.1 kg



W110241/2

Product type	Chandelier
Color	White
Material	Metal
Suspension	Crystal K9 and Glass
Dimensions	W350 x H550 mm
Depth	190 mm
Mounting type	Plank
Cap	E14
Number of lamps	2 pcs
Wattage	40 W
Net weight	1.9 kg

CLASSIC INTERIOR LIGHT

C110237/8white

Product type	Ceiling luminaire
Color	Chrome, White
Material	Metal
Lamp shade	Cloth
Color (Shade)	White
Suspension	Crystal K9
Height / Diameter	400 / Ø 750 mm
Mounting type	Plank
Base	E14
Number of lamps	8 pcs
Wattage	40 W
Net weight	4.97 kg



CLASSIC INTERIOR LIGHT



C110237/6white

Product type	Ceiling luminaire
Material	Metal
Lamp shade	Cloth
Color	Chromium, White
Color (Shade)	White
Suspension	Crystal K9
Height / Diameter	400 / Ø 650 mm
Mounting type	Plank
Base/ Number of lamps	E14 / 6 pcs
Wattage	40 W
Net weight	4.09 kg



C110237/3white

Product type	Ceiling luminaire
Color	Chrome, White
Material	Metal
Lamp shade	Cloth
Color (Shade)	White
Suspension	Crystal K9
Height / Diameter	400 / Ø 450 mm
Mounting type	Plank
Base/ Number of lamps	E14 / 3 pcs
Wattage	40 W
Net weight	2.34 kg



C110237/8black

Product type	Ceiling luminaire
Color	Chrome, Black
Material	Metal
Lamp shade	Cloth
Color (Shade)	Black
Suspension	Crystal K9
Height / Diameter	400 / Ø 750 mm
Mounting type	Plank
Base / Number of lamps	E14 / 8 pcs
Wattage	40 W
Net weight	4.97 kg



C110237/6black

Product type	Ceiling luminaire
Color	Chromium, Black
Material	Metal
Lamp shade	Cloth
Color (Shade)	Black
Suspension	Crystal K9
Height / Diameter	400 / Ø 650 mm
Mounting type	Plank
Base / Number of lamps	E14 / 6pcs
Wattage	40 W
Net weight	4.09 kg



C110237/3black

Product type	Ceiling luminaire
Color	Chromium, Black
Material	Metal
Lamp shade	Cloth
Color (Shade)	Black
Suspension	Crystal K9
Height / Diameter	400 / Ø 450 mm
Mounting type	Plank
Base / Number of lamps	E14 / 3pcs
Wattage	40 W
Net weight	2.34 kg

CLASSIC INTERIOR LIGHT



S110242/12

Product type	Chandelier
Color	Chromium, Turquoise
Material	Metal, Glass
Decor	Glass turquoise and white
Height / Diameter	590 / Ø 1145 mm
Mounting type	Plank
Length	400 mm
Base	E14
Number of lamps	12 pcs
Wattage	60 W
Net weight	12 kg



S110242/6

Product type	Chandelier
Height / Diameter	535 / Ø 750 mm
Mounting type	Plank
Net weight	9 kg
Color	Chromium, Turquoise
Material	Metal, Glass
Suspension	Turquoise and white glass
Length	400 mm
Base / Number of lamps	E14 / 6 pcs
Wattage	60 W



W110242/2

Product type	Sconce
Dimensions	W465 x H360 mm
Depth	270 mm
Mounting type	Plank
Color	Chromium, Turquoise
Material	Metal, Glass
Decor	Turquoise and white glass
Base / Number of lamps	E14 / 2 pcs
Wattage	60 W
Net weight	3 kg



W110242/1

Product type	Sconce
Dimensions	W160 x H360 mm
Depth	305 mm
Mounting type	Plank
Color	Chromium, Turquoise
Material	Metal, Glass
Decor	Turquoise and white glass
Base / Number of lamps	E14 / 1 pcs
Wattage	60 W
Net weight	2 kg



C110242/5

Product type	Ceiling luminaire
Color	Chromium, Turquoise
Material	Metal, Glass
Shade	Glass
Color	Matt
Height / Diameter	270 / Ø 500 mm
Mounting type	Plank
Base	E27
Number of lamps	5 pcs
Net weight	5 kg



C110242/4

Product type	Ceiling luminaire
Color	Chromium, Turquoise
Material	Metal, Glass
Shade	Glass
Color	Matt
Height / Diameter	235 / Ø 400 mm
Mounting type	Plank
Base	E27
Number of lamps	4 pcs
Wattage	40 W
Net weight	4 kg



C110242/3

Product type	Ceiling luminaire
Color	Chromium, Turquoise
Material	Metal, Glass
Shade	Glass
Color	Matt
Height / Diameter	195 / Ø 300 mm
Mounting type	Plank
Base	E27
Number of lamps	3 pcs
Wattage	40 W
Net weight	2 kg



S110242/8

Product type	Chandelier
Color	Chromium, Turquoise
Material	Metal, Glass
Decor	Glass turquoise and white
Height / Diameter	550 / Ø 855 mm
Mounting type	Plank
Length	400 mm
Base	E14
Number of lamps	8 pcs
Wattage	60 W
Net weight	10 kg



CLASSIC INTERIOR LIGHT

S110218/8clear

Product type	Chandelier
Color	Chromium
Material	Metal, Glass
Decor	Glass clear
Height / Diameter	H600 / Ø 880 mm
Mounting type	Plank
Length	320 mm
Base	E14
Number of lamps	8 pcs
Wattage	60 W
Net weight	17 kg



S110218/6clear

Product type	Chandelier
Color	Chromium
Material	Metal, Glass
Decor	Clear glass
Height / Diameter	H600 / Ø 700 mm
Mounting type	Plank
Length	320 mm
Base	E14
Number of lamps	6 pcs
Wattage	60 W
Net weight	14 kg



W110218/2clear

Product type	Sconce
Color	Chromium
Material	Metal, Glass
Decor	Clear glass
Dimensions	W480 x H485 mm
Depth	275 mm
Mounting type	Plank
Base	E14
Number of lamps	2 pcs
Wattage	60 W
Net weight	4 kg



W110218/1clear

Product type	Sconce
Color	Chromium
Material	Metal, Glass
Decor	Clear glass
Dimensions	W335 x H485 mm
Depth	335 mm
Mounting type	Plank
Base	E14
Number of lamps	1 pcs
Wattage	60 W
Net weight	2 kg

S110218/8grey

Product type	Chandelier
Color	Chromium
Material	Metal, Glass
Decor	Grey glass
Height / Diameter	H600 / Ø 880 mm
Mounting type	Plank
Length	320 mm
Base	E14
Number of lamps	8 pcs
Wattage	60 W
Net weight	17 kg



S110218/6grey

Product type	Chandelier
Color	Chromium
Material	Metal, Glass
Decor	Grey glass
Height / Diameter	H600 / Ø700 mm
Mounting type	Plank
Length	320 mm
Base	E14
Number of lamps	6 pcs
Wattage	60 W
Net weight	14 kg



W110218/2grey

Product type	Sconce
Color	Chromium
Material	Metal, Glass
Decor	Grey glass
Dimensions	W480 x H485 mm
Depth	275 mm
Mounting type	Plank
Base	E14
Number of lamps	2 pcs
Wattage	60 W
Net weight	4 kg



W110218/1grey

Product type	Sconce
Color	Chromium
Material	Metal, Glass
Decor	Grey glass
Dimensions	W335 x H485 mm
Depth	335 mm
Mounting type	Plank
Base	E14
Number of lamps	1 pcs
Wattage	60 W
Net weight	2 kg

CLASSIC INTERIOR LIGHT



S110218/8

Product type	Chandelier
Color	Chromium
Material	Metal, Glass
Decor	Matt Glass
Height / Diameter	H600 / Ø 880 mm
Mounting type	Plank
Length	320 mm
Base	E14
Number of lamps	8 pcs
Wattage	60 W
Net weight	17 kg



S110218/6

Product type	Chandelier
Color	Chromium
Material	Metal, Glass
Decor	Matt Glass
Height / Diameter	H600 / Ø 700 mm
Mounting type	Plank
Length	320 mm
Base	E14
Number of lamps	6 pcs
Wattage	60 W
Net weight	14 kg



W110218/2

Product type	Sconce
Color	Chromium
Material	Metal, Glass
Decor	Matt Glass
Dimensions	W480 x H485 mm
Depth	275 mm
Mounting type	Plank
Base	E14
Number of lamps	2 pcs
Wattage	60 W
Net weight	4 kg



W110218/1

Product type	Sconce
Color	Chromium
Material	Metal, Glass
Decor	Matt Glass
Dimensions	W335 x H485 mm
Depth	335 mm
Mounting type	Plank
Base	E14
Number of lamps	1 pcs
Wattage	60 W
Net weight	2 kg



S110218/8amber

Product type	Chandelier
Color	Chromium
Material	Metal, Glass
Decor	Amber Glass
Height / Diameter	H600 / Ø 880 mm
Mounting type	Plank
Length	320 mm
Base	E14
Number of lamps	8 pcs
Wattage	60 W
Net weight	17 kg



S110218/6amber

Product type	Chandelier
Color	Chromium
Material	Metal, Glass
Decor	Amber Glass
Height / Diameter	H600 / Ø 700 mm
Mounting type	Plank
Length	320 mm
Base	E14
Number of lamps	6 pcs
Wattage	60 W
Net weight	14 kg



W110218/2amber

Product type	Sconce
Color	Chromium
Material	Metal, Glass
Decor	Amber Glass
Dimensions	W480 x H485 mm
Depth	275 mm
Mounting type	Plank
Base	E14
Number of lamps	2 pcs
Wattage	60 W
Net weight	4 kg



W110218/1amber

Product type	Sconce
Color	Chromium
Material	Metal, Glass
Decor	Amber Glass
Dimensions	W335 x H485 mm
Depth	335 mm
Mounting type	Plank
Base	E14
Number of lamps	1 pcs
Wattage	60 W
Net weight	2 kg

CLASSIC INTERIOR LIGHT



S110188/8violet

Product type	Chandelier
Height	715 mm
Diameter	925 mm
Mounting type	Hook
Color	Purple
Material	Glass, Metal
Length	365 mm
Base	E14
Number of lamps	8 pcs
Wattage	60 W
Net weight	14 kg

CLASSIC INTERIOR LIGHT



S110188/8

Product type	Chandelier
Height	715 mm
Diameter	925 mm
Mounting type	Hook
Color	White
Material	Glass, Metal
Length	365 mm
Base	E14
Number of lamps	8 pcs
Wattage	60 W
Net weight	14 kg



S110188/6violet

Product type	Chandelier
Height	715 mm
Diameter	835 mm
Mounting type	Hook
Color	Purple
Material	Glass, Metal
Length	365 mm
Base	E14
Number of lamps	6 pcs
Wattage	60 W
Net weight	13 kg



W110188/2violet

Product type	Sconce
Height	560 mm
Width	500 mm
Depth	310 mm
Mounting type	Plank
Color	Purple
Material	Glass, Metal
Base	E14
Number of lamps	2 pcs
Wattage	60 W
Net weight	3 kg



W110188/1violet

Product type	Sconce
Height	560 mm
Width	355 mm
Depth	355 mm
Mounting type	Plank
Color	Purple
Material	Glass, Metal
Base	E14
Number of lamps	1 pcs
Wattage	60 W
Net weight	2 kg



S110188/6white

Product type	Chandelier
Height	715 mm
Diameter	835 mm
Mounting type	Hook
Net weight	13 kg
Color	White
Material	Glass, Metal
Length	365 mm
Base	E14
Number of lamps	6 pcs
Wattage	60 W



W110188/2white

Product type	Sconce
Height	560 mm
Width	500 mm
Depth	310 mm
Mounting type	Plank
Net weight	3 kg
Color	White
Material	Glass, Metal
Base	E14
Number of lamps	2 pcs
Wattage	60 W



W110188/1white

Product type	Sconce
Height	560 mm
Width	355 mm
Depth	355 mm
Mounting type	Plank
Net weight	2 kg
Color	White
Material	Glass, Metal
Base	E14
Number of lamps	1 pcs
Wattage	60 W

CLASSIC INTERIOR LIGHT



S110188/8black

Product type	Chandelier
Color	Black
Material	Glass, Metal
Height	715 mm
Diameter	925 mm
Mounting type	Hook
Length	365 mm
Base	E14
Number of lamps	8 pcs
Wattage	60 W
Net weight	14 kg

CLASSIC INTERIOR LIGHT



S110188/8red

Product type	Chandelier
Color	Red
Material	Glass, Metal
Height	715 mm
Diameter	925 mm
Mounting type	Hook
Length	365 mm
Base	E14
Number of lamps	8 pcs
Wattage	60 W
Net weight	14 kg



S110188/6black

Product type	Chandelier
Color	Black
Material	Glass, Metal
Height	715 mm
Diameter	835 mm
Mounting type	Hook
Length	365 mm
Base	E14
Number of lamps	6 pcs
Wattage	60 W
Net weight	13 kg



W110188/2black

Product type	Sconce
Color	Black
Material	Glass, Metal
Height	560 mm
Width	500 mm
Depth	310 mm
Mounting type	Plank
Base	E14
Number of lamps	2 pcs
Wattage	60 W
Net weight	3 kg



W110188/1black

Product type	Sconce
Color	Black
Material	Glass, Metal
Height	560 mm
Width	355 mm
Depth	355 mm
Mounting type	Plank
Base	E14
Number of lamps	1 pcs
Wattage	60 W
Net weight	2 kg



S110188/6red

Product type	Chandelier
Color	Red
Material	Glass, Metal
Height	715 mm
Diameter	835 mm
Mounting type	Hook
Length	365 mm
Base	E14
Number of lamps	6 pcs
Wattage	60 W
Net weight	13 kg



W110188/2red

Product type	Sconce
Color	Red
Material	Glass, Metal
Height	560 mm
Width	500 mm
Depth	310 mm
Mounting type	Plank
Base	E14
Number of lamps	2 pcs
Wattage	60 W
Net weight	3 kg



W110188/1red

Product type	Sconce
Color	Red
Material	Glass, Metal
Height	560 mm
Width	355 mm
Depth	355 mm
Mounting type	Plank
Base	E14
Number of lamps	1 pcs
Wattage	60 W
Net weight	2 kg

CLASSIC INTERIOR LIGHT

© Masha SHAKHOVA, photographer Yuri TOKAREV



S110240/6

Product type	Pendant luminaire
Color	Black
Material	Metal
Suspension	Glass
Dimensions	Ø490 x H655 mm
Mounting type	Plank
Length	500 mm
Base	E14
Number of lamps	6 pcs
Wattage	40 W
Net weight	8.1 kg



W110240/2

Product type	Sconce
Color	Black
Material	Metal
Suspension	Glass
Dimensions	Ø400 x H550 mm
Depth	210 mm
Mounting type	Plank
Net weight	3.15 kg
Base	E14
Number of lamps	2 pcs
Wattage	40 W

© Masha SHAKHOVA, photographer Vladimir BURTSSEV



S110157/8

Product type	Chandelier
Color	Dark Brown with gold
Material	Metal
Dimensions	Ø830 x H620 mm
Mounting type	Hook
Length	300 mm
Base	E14
Number of lamps	8 pcs
Wattage	60 W
Net weight	7.3 kg



S110157/9

Product type	Chandelier
Color	Dark Brown with gold
Material	Metal
Dimensions	Ø770 x H780 mm
Mounting type	Hook
Length	300 mm
Base	E14
Number of lamps	9 pcs
Wattage	60 W
Net weight	7.5 kg



S110157/5

Product type	Chandelier
Color	Dark Brown with gold
Material	Metal
Dimensions	Ø650 x H610 mm
Mounting type	Hook
Length	300 mm
Base	E14
Number of lamps	5 pcs
Wattage	60 W
Net weight	5.8 kg



W110157/1

Product type	Sconce
Color	Dark Brown with gold
Material	Metal
Dimensions	W155 x H330 mm
Depth	195 mm
Mounting type	Plank
Base	E14
Number of lamps	1 pcs
Wattage	60 W
Net weight	1.3 kg



S110157/3

Product type	Chandelier
Color	Dark Brown with gold
Material	Metal
Dimensions	Ø570 x H590 mm
Mounting type	Hook
Length	300 mm
Base	E14
Number of lamps	3 pcs
Wattage	60 W
Net weight	4.1 kg

CLASSIC INTERIOR LIGHT



S110003/12

Product type	Lamp
Color	Black
Material	Metal
Suspension	Glass
Decor	Decorative steel elements
Dimensions	∅1040x H1340 mm
Mounting type	Hook
Length	600 mm
Base	E14
Number of lamps	12 pcs
Wattage	40 W
Net weight	13.4 kg

CLASSIC INTERIOR LIGHT



S110003/6

Product type	Chandelier
Color / Material	Black / Metal
Suspension	Glass
Decor	Decorative steel elements
Dimensions	∅700 x H830 mm
Mounting type	Hook
Length	600 mm
Base	E14
Number of lamps	6 pcs
Wattage	40 W
Net weight	7.7 kg



S110003/4

Product type	Chandelier
Color / Material	Black / Metal
Suspension	Glass
Decor	Decorative steel elements
Dimensions	∅490 x H700 mm
Mounting type	Hook
Length	600 mm
Base	E14
Number of lamps	4 pcs
Wattage	40 W
Net weight	4.2 kg



S110003/3

Product type	Pendant luminaire
Color / Material	Black / Metal
Shade / Suspension	Glass
Color Shadea	Matt
Decor	Decorative steel elements
Dimensions	∅510 x H650 mm
Mounting type	Hook
Length	600 mm
Base / Number of lamps	E14 / 3 pcs
Wattage	40 W
Net weight	5.2 kg



S110003/2

Product type	Pendant luminaire
Color / Material	Black / Metal
Shade / Suspension	Glass
Color Shadea	Matt
Decor	Decorative steel elements
Dimensions	W710 x H1060 mm
Mounting type	Plank
Length	600 mm
Base / Number of lamps	E27 / 2 pcs
Wattage	40 W
Net weight	4.1 kg



W110003/2A

Product type	Sconce
Color / Material	Black / Metal
Suspension	Glass
Decor	Decorative steel elements
Dimensions	W345 x H425 mm
Depth	215 mm
Mounting type	Plank
Base / Number of lamps	E14 / 2 pcs
Wattage	40 W
Net weight	1.4 kg



W110003/1A

Product type	Sconce
Color / Material	Black / Metal
Suspension	Glass
Decor	Decorative steel elements
Dimensions	W100 x H425 mm
Depth	240 mm
Mounting type	Plank
Base / Number of lamps	E14 / 1 pcs
Wattage	40 W
Net weight	0.8 kg



S110003/9

Product type	Chandelier
Color	Black
Material	Metal
Suspension	Glass
Decor	Decorative steel elements
Dimensions	∅790x H930 mm
Mounting type	Hook
Length	600 mm
Base	E14
Number of lamps	9 pcs
Wattage	40 W
Net weight	9 kg

CLASSIC INTERIOR LIGHT

© Masha SHAKHOVA, photographer Vladimir BURTSEV



S110174/4

Product type	Pendant luminaire
Color	Brown
Material	Metal
Decor	Glass elements
Dimensions	ø720 x H440 mm
Mounting type	Plank
Length	450 mm
Base	E14
Number of lamps	4 pcs
Wattage	40 W
Net weight	13.8 kg



S110173/3P

Product type	Pendant luminaire
Material	Metal
Shade	Glass elements
Dimensions	ø305 x H540 mm
Mounting type	Plank
Length	450 mm
Base	E14
Number of lamps	3 pcs
Wattage	40 W
Net weight	3.9 kg



S110174/3

Product type	Pendant luminaire
Color	Brown with gold
Material	Metal
Dimensions	ø300 x H560 mm
Mounting type	Plank
Length	300 mm
Base	E14
Number of lamps	3 pcs
Wattage	40 W
Net weight	3.8 kg

CLASSIC INTERIOR LIGHT



S110189/9

Product type	Chandelier
Color	Gold
Material	Metal, Glass
Lamp shade	Cloth, Plastic
Color	Beige
Suspension	Glass
Decor	Clear Glass
Height / Diameter	850 / ø 1020 mm
Mounting type	Hook
Length	365 mm
Cap	E14
Number of lamps	9 pcs
Wattage	60 W
Net weight	13 kg



S110189/6

Product type	Chandelier
Color	Gold
Material	Metal, Glass
Lamp shade	Cloth, Plastic
Color / Suspension	Beige / Glass
Decor	Clear Glass
Height / Diameter	850 / ø 700 mm
Mounting type	Hook
Length	365 mm
Base / Number of lamps	E14 / 6 pcs
Wattage	60 W
Net weight	8 kg



W110189/2

Product type	Sconce
Color	Gold
Material	Metal, Glass
Lamp shade	Cloth, Plastic
Dimensions	W445 x H530 mm
Depth	245 mm
Mounting type	Plank
Color / Suspension	Beige / Glass
Decor	Clear Glass
Base / Number of lamps	E14 / 2 pcs
Wattage	40 W
Net weight	4 kg

CLASSIC INTERIOR LIGHT

S110200/6

Product type	Chandelier
Color	White
Material	Metal
Decor	Lily
Dimensions	Ø650 x H450 mm
Mounting type	Plank
Length	420 mm
Base	E14
Number of lamps	6 pcs
Wattage	40 W
Net weight	4 kg



S110200/3

Product type	Chandelier
Color	White
Material	Metal
Decor	Lily
Dimensions	Ø500 x H420 mm
Mounting type	Plank
Length	420 mm
Base	E14
Number of lamps	3 pcs
Wattage	40 W
Net weight	2.4 kg



W110200/2

Product type	Sconce
Color	White
Material	Metal
Decor	Lily
Dimensions	W350 x H380 mm
Depth	140 mm
Mounting type	Plank
Base	E14
Number of lamps	2 pcs
Wattage	40 W
Net weight	1.19 kg



W110200/1

Product type	Sconce
Color	White
Material	Metal
Decor	Lily
Dimensions	W120 x H300 mm
Depth	150 mm
Mounting type	Plank
Base	E14
Number of lamps	1 pcs
Wattage	40 W
Net weight	0.49 kg

CLASSIC INTERIOR LIGHT



Product type	Ceiling luminaire
Height	200 mm
Diameter	490 mm
Color	Antique silver
Material	Composite Material, Metal
Shade	Glass
Color	Dyed
Base	E27
Number of lamps	3 pcs
Wattage	40 W
Net weight	4 kg

Product type	Ceiling luminaire
Height	170 mm
Diameter	390 mm
Color	Antique silver
Material	Composite Material, Metal
Shade	Glass
Color	Dyed
Base	E27
Number of lamps	3 pcs
Wattage	40 W
Net weight	2.5 kg

Product type	Ceiling luminaire
Height	95 mm
Diameter	230 mm
Color	Antique silver
Material	Composite Material, Metal
Shade	Glass
Color	Dyed
Base	E14
Number of lamps	2 pcs
Wattage	LED 4 W
Net weight	0.7 kg



Product type	Ceiling luminaire
Height	200 mm
Diameter	490 mm
Color	Antique gold
Material	Composite Material, Metal
Shade	Glass
Color	Dyed
Base	E27
Number of lamps	3 pcs
Wattage	40 W
Net weight	4 kg

Product type	Ceiling luminaire
Height	170 mm
Diameter	390 mm
Color	Antique gold
Material	Composite Material, Metal
Shade	Glass
Color	Dyed
Base	E27
Number of lamps	3 pcs
Wattage	40 W
Net weight	2.5 kg

Product type	Ceiling luminaire
Height	95 mm
Diameter	230 mm
Color	Antique gold
Material	Composite Material, Metal
Shade	Glass
Color	Dyed
Base	E14
Number of lamps	2 pcs
Wattage	LED 4 W
Net weight	0.7 kg



Product type	Ceiling luminaire
Height	200 mm
Diameter	490 mm
Color	Antique ivory
Material	Composite Material, Metal
Shade	Glass
Color	Dyed
Base	E27
Number of lamps	3 pcs
Wattage	40 W
Net weight	4 kg

Product type	Ceiling luminaire
Height	170 mm
Diameter	390 mm
Color	Antique ivory
Material	Composite Material, Metal
Shade	Glass
Color	Dyed
Base	E27
Number of lamps	3 pcs
Wattage	40 W
Net weight	2.5 kg

Product type	Ceiling luminaire
Height	95 mm
Diameter	230 mm
Color	Antique ivory
Material	Composite Material, Metal
Shade	Glass
Color	Dyed
Base	E14
Number of lamps	2 pcs
Wattage	LED 4 W
Net weight	0.7 kg



Product type	Ceiling luminaire
Height	200 mm
Diameter	490 mm
Color	Ivory with gold
Material	Composite Material, Metal
Shade	Glass
Color	Dyed
Base	E27
Number of lamps	3 pcs
Wattage	40 W
Net weight	4 kg

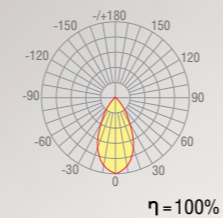
Product type	Ceiling luminaire
Height	170 mm
Diameter	390 mm
Color	Ivory with gold
Material	Composite Material, Metal
Shade	Glass
Color	Dyed
Base	E27
Number of lamps	3 pcs
Wattage	40 W
Net weight	2.5 kg

Product type	Ceiling luminaire
Height	95 mm
Diameter	230 mm
Color	Ivory with gold
Material	Composite Material, Metal
Shade	Glass
Color	Dyed
Base	E14
Number of lamps	2 pcs
Wattage	LED 4 W
Net weight	0.7 kg



DL18262/3000 6W GU10
DL18262/3000 6W GU10 Dim

Product type	Lamp
Color / Material	White / Aluminium
Dimensions	Ø50 x H58 mm
Voltage / Wattage	AC 220 V / 6 W
Lamp Type / Size type / Base	LED / MR16 / GU10
Luminous flux	540 Lm
Color temperature	3 000 K
Beam angle	60 °
Color rendering index	95 Ra
Dimming	No / Yes
Net weight	0.05 kg
Removable decorative ring	



+



=



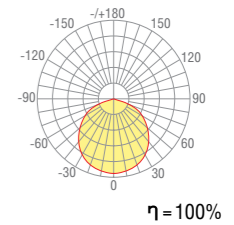
Ring GU10 Black

Decorative ring
for DL18262



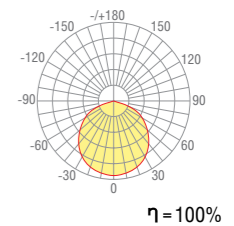
DL18263/2700 5W GU10

Product type	Lamp
Color / Material	White / Aluminium
Dimensions	Ø50 x H50 mm
Voltage / Wattage	AC 220 V / 5 W
Lamp Type / Size type / Base	LED / MR16 / GU10
Luminous flux	420 Lm
Color temperature	2 700 K
Dimming	No
Beam angle	120 °
Color rendering index	95 Ra
Net weight	0.04 kg



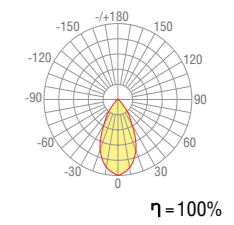
DL18263/3000 5W GU5.3
DL18263/3000 5W GU5.3 Dim

Product type	Lamp
Color / Material	White / Aluminium
Dimensions	Ø50 x H50 mm
Voltage / Wattage	AC 220 V / 5 W
Lamp Type / Size type / Base	LED / MR16 / GU5.3
Luminous flux / Color temperature	420 Lm / 3 000 K
Beam angle / Color rendering index	120° / 95 Ra
Dimming	No / Yes
Net weight	0.04 kg



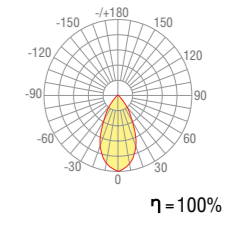
DL18262/3000 6W GU5.3

Product type	Lamp
Color / Material	White / Aluminium
Dimensions	Ø50 x H55 mm
Voltage / Wattage	AC 220 V / 6 W
Lamp Type / Size type / Base	LED / MR16 / GU5.3
Luminous flux	540 Lm
Color temperature	3 000 K
Dimming	No
Beam angle	60 °
Color rendering index	95 Ra
Net weight	0.05 kg
Removable decorative ring	



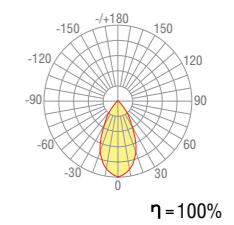
DL18262/3000 9W GU10
DL18262/3000 9W GU10 Dim

Product type	Lamp
Color / Material	White / Aluminium
Dimensions	Ø50 x H65 mm
Voltage / Wattage	AC 220 V / 9 W
Lamp Type / Size type / Base	LED / MR16 / GU10
Luminous flux / Color temperature	720 Lm / 3 000 K
Beam angle / Color rendering index	60° / 95 Ra
Dimming	No / Yes
Net weight	0.05 kg
Removable decorative ring	



DL18262/4000 9W GU10 /
DL18262/4000 9W GU10 / Dim

Product type	Lamp
Color / Material	White / Aluminium
Dimensions	Ø50 x H65 mm
Voltage / Wattage	AC 220 V / 9 W
Lamp Type / Size type / Base	LED / MR16 / GU10
Luminous flux / Color temperature	720 Lm / 4 000 K
Beam angle / Color rendering index	60 ° / 95 Ra
Dimming	No / Yes
Net weight	0.05 kg
Removable decorative ring	



ACCESSORIES

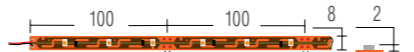


LED STRIP LIGHT



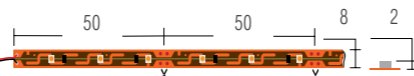
DL-18321/W.White-24-60/ DL-18321/N.White-24-60

Product type	Led strip
Dimensions	2 x 8 x 5000 mm
Mounting type	Self-adhesive
Voltage / Wattage	DC 24 V/ 4.8 W/m
IP rating	20 IP
Color temperature	3000 / 4000 K
Beam angle	120 °
Color rendering index	>90 Ra
Dimming	Yes
Operation life	30000-50000 ч
Luminous flux	300 Lm/m
Diodes/meter	60 pcs
Strip length (reel) the tape	5 m
Unit cost	1 m
The multiplicity of dividing segments	every by 6 diodes (100 mm)
Shipped multiple	5 m
Net weight	0.12 kg



DL-18381/W.White-24-120/ DL-18381/White-24-120

Product type	Led strip
Dimensions	2 x 8 x 5000 mm
Mounting type	Self-adhesive
Voltage / Wattage	DC 24 V / 9.6 W/m
IP rating	20 IP
Color temperature	3000 / 5000 K
Beam angle	120 °
Color rendering index	>90 Ra
Dimming	Yes
Operation life	30000-50000 ч
Luminous flux	600 / 720 Lm/m
Diodes/meter	120 pcs
Strip length (reel) the tape	5 m
Unit cost	1 m
The multiplicity of dividing segments	every 6 diodes (50 mm)
Shipped multiple	5 m
Net weight	0.14 kg

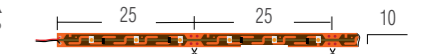


LED STRIP LIGHT



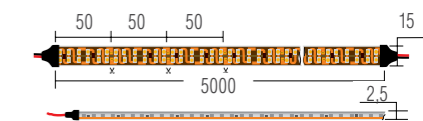
DL-18331/W.White-24-240/ DL-18331/White-24-240

Product type	Led strip
Dimensions	2x10x 5000 mm
Mounting type	Self-adhesive
Voltage	DC 24 V
IP rating	20 IP
Color temperature	3000 / 5000 K
Beam angle	120 °
Color rendering index	>90 Ra
Dimming	Yes
Operation life	30000-50000 ч
Wattage	19.2 W/m
Luminous flux	1320 / 1440 Lm/m
Diode/meter	240 pcs
Strip length (reel) the tape	5 m
Unit cost	1 m
The multiplicity of dividing segments	every by 6 diodes (25 mm)
Shipped multiple	5 m
Net weight	0.19 kg




DL-18286/W.White-24-240/ DL-18286/White-24-240

Product type	Led strip
Dimensions	2.5x15 x 5000 mm
Mounting type	Self-adhesive
Voltage / Wattage	DC 24 V/ 19.2 W/m
IP rating	20 IP
Color temperature	3000 / 5000 K
Beam angle	120 °
Color rendering index	>90 Ra
Dimming	Yes
Operation life	30000-50000 ч
Luminous flux	1320 / 1440 Lm/m
Diode/meter	240 pcs
Strip length (reel) the tape	5 m
Unit cost	1 m
The multiplicity of dividing segments	every by 6 diodes (50 mm)
Shipped multiple	5 m
Net weight	0.21 kg



DL-18287/W.White-24-60/ DL-18287/N.White-24-60 DL-18287/White-24-60

Product type	Led strip
Dimensions	2x10 x 5000 mm
Mounting type	Self-adhesive
Voltage / Wattage	DC 24 V/ 14.4 W/m
IP rating	20 IP
Color temperature	3000 / 4000 / 5000 K
Beam angle	120 °
Color rendering index	>90 Ra
Dimming	Yes
Operation life	30000-50000 ч
Luminous flux	1080 / 1080 / 1170Lm/m
Diode/meter	60 pcs
Length the tape in the reel	5 m
Unit cost	1 m
e multiplicity of dividing segments	every by 6 diode (100 mm)
Shipped multiple	5 m
Net weight	0.12 kg



ACCESSORIES

LED STRIP

LED STRIP

ACCESSORIES



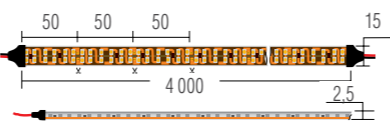
DL-18287/W.White-24-60 IP65

Product type	Led strip
Dimensions	2 x10 x 5000 mm
Mounting type	Self-adhesive
Voltage / Wattage	DC 24 V / 14.4 W/m
IP rating	20 IP
Color temperature	3 000 K
Beam angle	120 °
Color rendering index	>90 Ra
Dimming	Yes
Operation life	30000-50000 ч
Luminous flux	1080 Lm/m
Diode/meter	60 pcs
Strip length (reel) the tape	5 m
Unit cost	1 m
The multiplicity of dividing segments	every 6 diodes (100 mm)
Shipped multiple	5 m
Net weight	0.12 kg



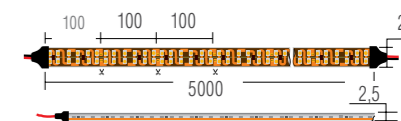
DL-18332/N.White-24-120

Product type	Led strip
Dimensions	2.5x15 x 4000 mm
Mounting type	Self-adhesive
Voltage	DC 24 V
IP rating	20 IP
Color temperature	4000 K
Beam angle	120 °
Color rendering index	>90 Ra
Dimming	Yes
Operation life	30000-50000 ч
Wattage	28.8 W/m
Luminous flux	1920 Lm/m
Diode/meter	120 pcs
Strip length (reel) the tape	4 m
Unit cost	1 m
The multiplicity of dividing segments	every 6 diodes (50 mm)
Shipped multiple	4 m
Net weight	0.23 kg



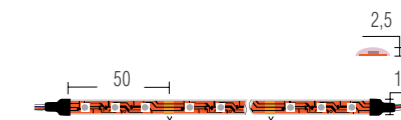
DL-18288/W+WW-24-120

Product type	Led strip
Dimensions	2.5x20 x 5000 mm
Mounting type	Self-adhesive
Voltage	DC 24 V
IP rating	20 IP
Color temperature	3000, 6000 K
Beam angle	120 °
Color rendering index	>90 Ra
Dimming	Yes
Operation life	30000-50000 ч
Wattage	28.8 W/m
Luminous flux	1920 Lm/m
Diode/meter	120 pcs
Strip length (reel) the tape	5 m
Unit cost	1 m
The multiplicity of segments	every by 12 diodes (100 mm)
Shipped multiple	5 m
Net weight	0.24 kg



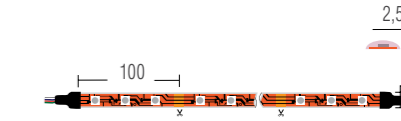
DL-18325/RGB-24-60

Product type	Led strip
Dimensions	2.5 x10 x 5000 mm
Mounting type	Self-adhesive
Voltage	DC 24 V
IP rating	20 IP
Dimming	Yes
Operation life	30000-50000 ч
Wattage	14.4 W/m
Luminous flux	510 Lm/m
Diode/meter	60 pcs
Strip length (reel) the tape	5 m
Unit cost	1 m
The multiplicity of segments	every by 3 diodes (50 mm)
Shipped multiple	5 m
Net weight	0.13 kg



DL-18327/RGB+Warm-24-120

Product type	Led strip
Dimensions	2.5 x20 x 5000 mm
Mounting type	Self-adhesive
Voltage	DC 24 V
IP rating	20 IP
Beam angle	120 °
Color rendering index	90 > Ra
Operation life	30000-50000 ч
Wattage	28.8 W/m
Luminous flux	3200 Lm/m
Diode/meter	120 pcs
Strip length (reel) the tape	5 m
Unit cost	1 m
The multiplicity of segments	every by 12 diodes (100 mm)
Shipped multiple	5 m
Net weight	0.24 kg





HF100-24V IP67 0/1-10V

Product type	Light source
Dimensions	L182 x W62 x H17 mm
Wattage	100W
Input Voltage	100/250V
Output Voltage	DC 24V
Output current	4.2A
IP rating	IP67
Net weight	0.5 kg
Control input signal	



HF150-24V IP67 0/1-10V

Product type	Light source
Dimensions	L208 x W58 x H32 mm
Wattage	150W
Input Voltage	170/250V
Output Voltage	DC 24V
Output current	6.25A
IP rating	IP67
Net weight	0,65kg
Control input signal	




HF250-24V IP67 0/1-10V

Product type	Light source
Dimensions / Depth	L228 x W72 x H32 mm
Wattage	250W
Input Voltage	180/250V
Output Voltage	DC 24V
Output current	10.4A
IP rating	IP67
Net weight	0,95 kg
Control input signal	




HF45-24V IP66

Product type	Light source
Dimensions	L216 x W30 x H20 mm
Output Voltage	1,87A, DC 24 V
Output Wattage	45 W
IP rating	IP66
Operating temperature	до +50 °C
Input voltage range	AC 170-240В, 50-60Гц
Net weight	0.29 kg



HF60-24V IP66

Product type	Light source
Dimensions	L179 x W41 x H31 mm
Output Voltage	2,5A, DC 24 V
Output Wattage	60 W
IP rating	IP66
Operating temperature	до +50 °C
Input voltage range	AC 200-240В, 50-60Гц
Net weight	0.4 kg



HF80-24V IP66

Product type	Light source
Dimensions / Depth	L179 x W41 x H31 mm
Output Voltage	3,34A, DC 24 V
Output Wattage	80 W
IP rating	IP66
Operating temperature	до +50 °C
Input voltage range	AC 200-240В, 50-60Гц
Net weight	0.43 kg



HF-350W-24

Product type / Dimensions	Light source / L215 x W115 x H50 mm
Output Voltage / Wattage	DC 24 V / 350 W
Surge protection / The short-circuit protection	115-135% / Yes
Operating temperature	от -10 до +60 °C
Permissible humidity	от 20 до 90 %
The allowable deviation of the output voltage	+/- 10%
Input voltage range	85-132VAC/170-264VAC, 47-63Hz 240-370VDC
Input current	6,5A/115V, 4A/230V
The efficiency of the transformer / The level of pulsations	81 % / 150 Mb
Inrush current / AC current	15A/115V, 30A/230В / <3.5mA/240VAC
Voltage isolation	I/P-O/P: 1,5KVAC, I/P-FG: 1,5KVAC, O/P-O/P: 0,5KVAC
Meet standards / security	EN55022, EN55024, EN61000 / UL1950
Net weight	1.05 kg



HF-500W-24

Product type	Light source
Dimensions	L238 x W124 x H65 mm
Output Voltage / Wattage	DC 24 V / 500 W
Surge protection	115-135%
The short-circuit protection	Yes
Operating temperature	от -10 до +60 °C
Permissible humidity	от 20 до 90 %
The allowable deviation of the output voltage	+/- 10%
Input voltage range	85-132VAC/170-264VAC, 47-63Hz 240-370VDC
AC current	<3.5mA/240VAC
Voltage isolation	I/P-O/P: 1,5KVAC, I/P-FG: 1,5KVAC, O/P-O/P: 0,5KVAC
Net weight	1,37 kg



AC/DC Adapter 50W 24V

Product type	Light source
Dimensions	L120 x W53 x H32 mm
Output Voltage	2.08 A, DC 24 V
Output Wattage	50 W
Operating temperature	от -20 до +50 °C
The allowable deviation of the output voltage	+/- 10%
Input voltage range	AC 100-240B
Net weight	0.24 kg



AC/DC Adapter 72W 24V

Product type	Light source
Dimensions	L123 x W60 x H37mm
Output Voltage	3A, DC 24 V
Output Wattage	72 W
Operating temperature	от -20 до +50 °C
The allowable deviation of the output voltage	+/- 10%
Input voltage range	AC 100-240B
Net weight	0.28 kg



AC/DC Adapter 120W 24V

Product type	Light source
Dimensions	L167 x W64 x H39 mm
Output Voltage	5A, DC 24 V
Output Wattage	120 W
Operating temperature	от -20 до +50 °C
The allowable deviation of the output voltage	+/- 10%
Input voltage range	AC 100-240B, 50-60Гц
Net weight	0.4 kg



DL18309/RF Dimmer

Product type	Remote Control
Color	Black
Dimensions	L136.5 x W39 x H10.7 mm
Voltage	DC 3 V
Operating temperature	от -30 до +50 °C
The signal transmission distance	30 м
Frequency	434 МГц/868 МГц
Weight gross	0,45 kg
The number of control zones: 1 zone battery Type: CR2025	



DL18310/RF Dimmer (White)

Product type	Remote Control
Color	White
Dimensions	L86 x W86 x H41 mm
Voltage	DC 3 V
Operating temperature	от -20 до +51 °C
The signal transmission distance	30 м
Frequency	434 МГц/868 МГц
Weight gross	0,185 kg
The number of control zones: 1 zone	



DL18311/controller 12-36VDC

Product type	Controller
Color	White
Dimensions	L168 x W58 x H28 mm
Voltage	DC 12/36 V
Output Wattage	4*(96-192) W
Maximum load current	4*8A
Weight gross	0,180 kg



LT-701-12A 0/1-10V



Product type	Controller
Dimensions	L175 x W44 mm x H 30 mm
Output Wattage	144W (12V), 288W (24V)
Operating current	20 mA
Operating temperature	от -30 до +55 °C
Light source	Regulated switching Light source DC
Maximum load current	1 канал, 12A
Weight gross	0,13 kg
Managing input: 0-10 B/1-10 B	



DL18307/RGB Power Repeater

Product type	Repeater
Color	White
Dimensions	L168 x W58 mm x H 28 mm
Voltage	DC 12/36 V
Output Wattage	4*(96-288) W
Operating temperature	от -20 до +50 °C
Maximum load current	4 x 8A
Weight gross	0,18 kg





CONTENTS

A1521-*	157	CAP18505*	89	DL18400/21WW-* Dim	196	DL18451/3000-White SQ	139	DL18512M50WW20	67	DL18629/3Kit W Dim	167
A1594*	183	CAP18507.1L	86	DL18402/11WW-White	197	DL18452/3000-White R	137	DL18513*	92	DL18629/4Kit W Dim	167
A1595-Chrom	184	CAP18507.2R	86	DL18406/12WW-Black/Gold	192	DL18452/3000-White SQ	139	DL18513C50WW20	73	DL18629/R1 Kit W Dim	165
A1603-*	155	CAP18510.1	88	DL18406/12WW-White	192	DL18453/3000-White R	137	DL18513S100WW40	81	DL18629/R3 Kit W Dim	165
AC/DC Adapter 120W 24V	304	CAP18511*	91	DL18407/11WW-White	179	DL18453/3000-White SQ	139	DL18513S100WW60	81	DL18629/SQ2 Kit W Dim	165
AC/DC Adapter 50W 24V	304	CAP18512*	85	DL18407/12WW-White	179	DL18454/3000-White R	137	DL18513S50WW20	81	DL18629/T1 Kit W Dim	165
AC/DC Adapter 72W 24V	304	CAP18513.*	92	DL18409/11WW-R	175	DL18454/3000-White SQ	139	DL18513C100WW40	73	DL18691/WW-S Black/Gold	241
C110008/2	295	CAP18515.Alu	93	DL18412/01TR*	141	DL18455/3000-White R	137	DL18513C150WW60	73	DL18691/WW-S White	241
C110008/3-40	295	CAP18516.*	94	DL18412/01TSQ*	141	DL18455/3000-White SQ	139	DL18513C200WW80	73	DL18696/11WW-White	198
C110008/3-50	295	CAP18516.1	95	DL18412/02TSQ*	141	DL18456/3000-White R Dim	151	DL18513C200WW80	81	DL18696/12WW-White	198
C110154/2	295	Ceiling cup 11 X S111013,S111014	235	S111024/2SQ 75W * Out / In	211	DL18457/3000-White R Dim	151	DL18514	95	DL18697/12WW-White	180
C110154/3-40	295	Ceiling cup 14 X S111013,S111014	235	DL18412/11WW-R*	140	DL18458/3000-White	151	DL18515Alu	93	DL18697/13WW-White	180
C110154/3-50	295	Ceiling cup 5 X S111013,S111014	233	DL18412/11WW-SQ*	140	DL18461/01WW-White SQ Dim	144	DL18515S100WW20	75	DL18698/12WW-White	179
C110154/9	271	Ceiling cup 5 X S111013,S111014	235	DL18413/11WW-R*	141	DL18461/02WW-White SQ Dim	144	DL18515S150WW30	75	DL18699/12WW-White	179
C110155/2	295	Clips18505	89	DL18413/11WW-SQ*	141	DL18461/03WW-White SQ Dim	145	DL18515S200WW40	75	DL18700/11WW-White Dim	175
C110155/3-40	295	Clips18506S	90	DL18415/11WW-SQ Black/White Dim	171	DL18462/01WW-White R Dim	151	DL18515S50WW10	75	DL18701/11WW-White	177
C110155/3-50	295	Clips18510	88	DL18415/11WW-SQ White/Black Dim	171	DL18463/01WW-White R Dim	150	DL18516*	94	DL18731/10W-White R Dim	129
C110155/9	267	Connector 90,120	84, 85, 90, 91, 92, 93, 94	DL18416/11WW-R Black/White	170	DL18464/01WW-White R Dim	149	DL18516S100WW30/NW30	77	DL18731/15W-White R Dim	129
C110159/2	295	Cx 111031/1 D600	223	DL18416/11WW-R White/Black	170	DL18465/01WW-White R Dim	149	DL18516S150WW45/NW45	77	DL18731/30W-White R Dim	129
C110159/3-40	295	DL18262/3000 6W GU10	296	DL18416/11WW-SQ Black/White	170	DL18466/01WW-*R Dim	149	DL18516S200WW60/NW60	77	DL18731/7W-White R Dim	129
C110159/3-50	295	DL18262/3000 6W GU10 Dim	296	DL18416/11WW-SQ White/Black	171	DL18467/01WW-White R Dim	148	DL18516S50WW15/NW15	77	DL-18731/Remote Control	129
C110217/9	269	DL18262/3000 6W GU5.3	297	DL18417/11WW-Black/Gold Dim	195	DL18481/WW-* R	173	DL18571/01WW-White R Dim	148	DL18752S100/4000	229
C110230/12	274	DL18263/2700 5W GU10	297	DL18417/11WW-White Dim	195	DL18482/WW-* R	173	DL18571/01WW-White SQ Dim	148	DL18752S150/4000	229
C110230/8	274	DL18263/3000 5W GU5.3	297	DL18418/11WW-Black/Gold	195	DL18483/WW-* R	173	DL18572/01WW-White R Dim	149	DL18752S200/4000	229
C110231/14gold	273	DL18263/3000 5W GU5.3 Dim	297	DL18418/11WW-White	195	DL18484/WW-* R	173	DL18572/01WW-White SQ Dim	149	DL18761/01 Track * 12W	61
C110231/20	272	DL-18286/W.White-24-240/	299	DL18420BDim	193	DL18485/01WW-SQ	145	DL18611/01WW-SQ *	174	DL18761/01 Track * 30W	61
C110231/20gold	273	DL-18286/White-24-240	299	DL18420BWDim	193	DL18485/02WW-SQ	145	DL18611/02WW-SQ*	174	DL18761/01 Track * 5W	61
C110231/8	272	DL-18287/N.White-24-60	299	DL18420WBDim	193	DL18501*	83	DL18613/01WW- R White	172	DL18761/01 Track * 7W	61
C110231/8gold	273	DL-18287/W.White-24-60	299	DL18420WDim	193	DL18502*	84	DL18614/01WW-SQ*	142	DL18781/01M-*	26
C110234/11	263	DL-18287/W.White-24-60 IP65	300	DL18421/11WW-White	197	DL18502M100WW20/30	65	DL18614/02WW-SQ*	142	DL18781/03M *	27
C110234/11color	262	DL-18287/White-24-60	299	DL18422/11WW-Track R White Dim	58	DL18502M150WW30/45	65	DL18615/01WW-R*	142	DL18781/06M *	28
C110234/4	263	DL-18288/W+WW-24-120	301	DL18422/11WW-White Dim	178	DL18502M200WW40/45	65	DL18615/01WW-SQ Champagne/Black	143	DL18781/12M *	29
C110234/4color	262	DL18307/RGB Power Repeater	305	DL18422/12WW-White Dim	178	DL18502M50WW10/15	65	DL18615/01WW-SQ Shiny Black/Black	143	DL18782/01M *	36
C110234/7	263	DL18309/RF Dimmer	305	DL18427/11WW-R White	161	DL18504	97	DL18615/01WW-SQ Silver Grey/Black	143	DL18783/01M *	39
C110234/7color	262	DL18310/RF Dimmer (White)	305	DL18427/11WW-SQ White	161	DL18505*	89	DL18615/01WW-SQ White/Black	143	DL18784/01M *	38
C110237/3black	277	DL18311/controller 12-36VDC	305	DL18428/11WW-White	197	DL18506*	90	DL18615/02WW-SQ*	143	DL18785/Black 10W	35
C110237/3white	277	DL-18325/RGB-24-60	301	DL18429/11WW-White Dim	153	DL18506C100WW20/30	69	DL18616/01WW-R White	153	DL18785/Black 20W	35
C110237/6black	277	DL-18327/RGB+Warm-24-120	301	DL18429/11WW-White C	181	DL18506C150WW30/45	69	DL18617/01WW-R White Dim	177	DL18785/Black 30W	35
C110237/6white	277	DL-18331/W.White-24-240/	299	DL18431/11WW-R White Dim	147	DL18506C200WW40/60	69	DL18617/02WW-R White DIM	176	DL18786/06M *	30
C110237/8black	277	DL-18331/White-24-240	299	DL18432/11WW-R White Dim	147	DL18506C50WW10/15	69	DL18618/01WW-R White	153	DL18786/12M *	31
C110242/3	279	DL-18332/N.White-24-120	300	DL18433/11WW-Track R White	59	DL18507	86	DL18619/01WW-R White	198	DL18786/24M *	32
C110242/4	279	DL18368/11WW White	241	DL18434/21WW-White	199	DL18509	87	DL18620/01WW-R White	177	DL18787/* 10W	33
C110242/5	279	DL18372/12WW	160	DL18435/12WW-White	179	DL18510	88	DL18621/01R * Dim	147	DL18787/* 20W	33
C111026/1 D 310	231	DL18373/11WW-White	161	DL18436/11WW-* R	187	DL18511*	91	DL18621/01SQ * Dim	147	DL18788/01M *	37
C111026/1 D 410	231	DL18374/11WW-White	161	DL18436/11WW-White	187	DL18511S100WW20/30	79	DL18621/02SQ * Dim	147	DL18811/15W * R Dim	168
C111026/1 D 600	231	DL18376/11WW	161	DL18437/11WW-R White	171	DL18511S200WW40/60	79	DL18622/01 White	188	DL18811/23W * R Dim	168
C111027/1 D 580	230	DL18377/01WW	199	DL18437/11WW-SQ White	171	DL18511S50WW10/15	79	DL18623/01 Track *	51	DL18811/9W * R Dim	168
C111027/1 D 730	231	DL-18381/W.White-24-120/	298	DL18438/11WW-R White	177	DL18511C100WW20/30	71	DL18624/01 Track * Dim	52	DL18812/7W * R	182
C111027/1 D 850	231	DL-18381/White-24-120	298	DL18439/12 White	189	DL18511C150WW30/45	71	DL18625/01 Track *	53	DL18812/7W * SQ	182
C111029/3 D 800	225	DL18383/11WW	160	DL18440/01 White R Dim	181	DL18511C150WW30/45	79	DL18626/01 Track * Dim	54	DL18831/7W *	190
C111032/1 D650	223	DL18384/11WW	160	DL18441/01 White R Dim	186	DL18511C200WW40/60	71	DL18627/01 Track * Dim	55	DL18836/10W White R Dim	135
CAP18501*	83	DL18389/11WW	196	DL18441/02 White R Dim	186	DL18511C50WW10/15	71	DL18628/01 Track *	56	DL18836/15W White R Dim	135
CAP18501.1	87	DL18391/11WW Black/Gold	194	DL18442/12* R Dim	191	DL18512*	85	DL18629/01 White S	166	DL18836/20W White R Dim	135
CAP18502*	84	DL18391/11WW Dim	194	DL18442/14 * R Dim	191	DL18512M100WW40	67	DL18629/01 White C	164	DL18836/5W White R Dim	135
CAP18503Grey	96	DL18393/11WW	197	DL18443/01 Track W Dim	57	DL18512M150WW60	67	DL18629/1Kit W Dim	167	DL18837/16W White R Dim	169
CAP18504.1	97	DL18398/11WW-White	177	DL18451/3000-White R	137	DL18512M150WW60	67	DL18629/2Kit W Dim	167	DL18837/20W White R Dim	169

CONTENTS

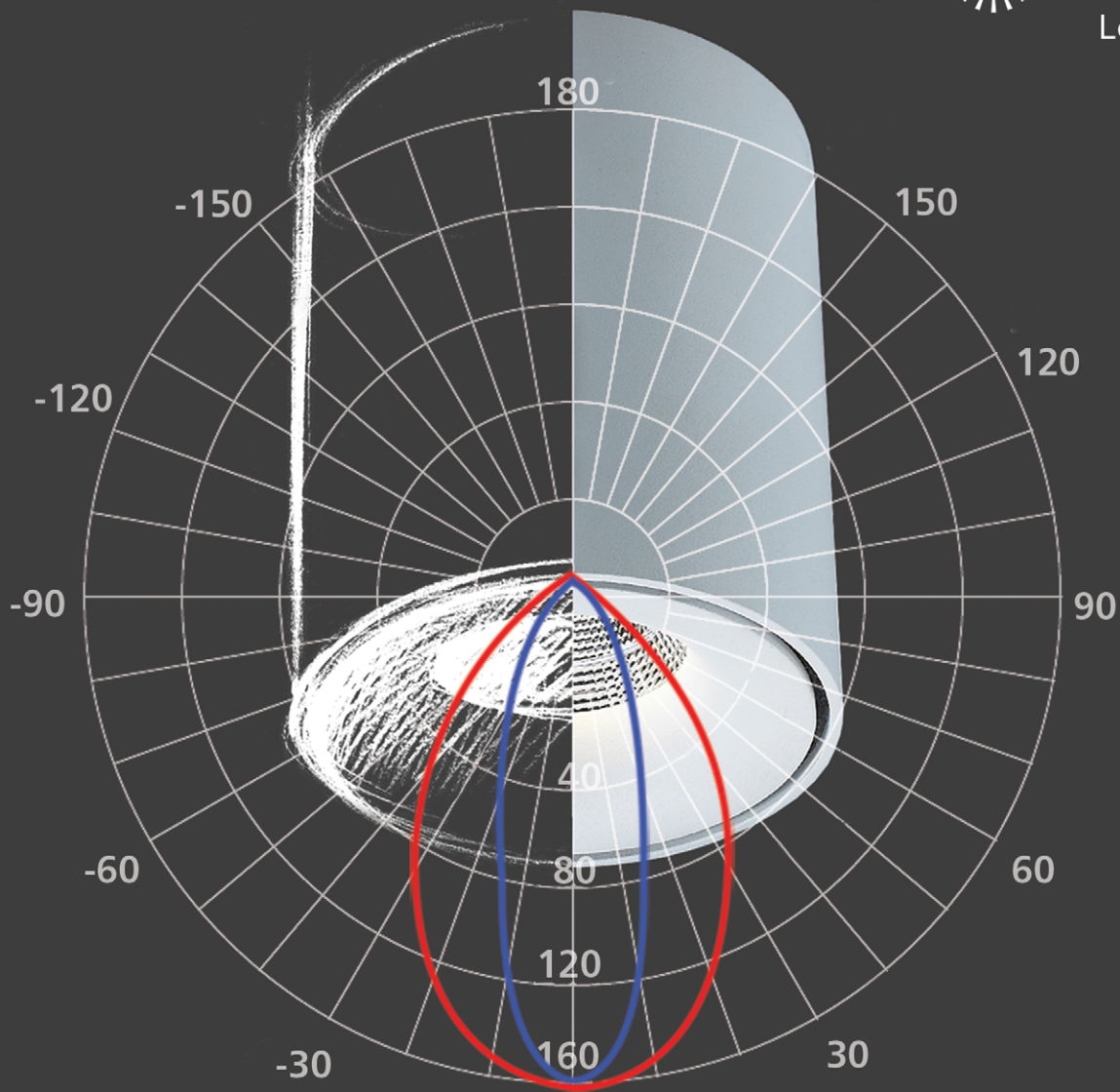


CONTENTS

DL18837/30W White R Dim	169	DL254G	115	PC18501DO	89	S110218/8amber	283	S111019/12	237	T111003/1black	259
DL18838/16W White R Dim 3000K	133	DL256G	125	PC18501DO	83	S110218/8clear	280	S111019/8	237	T111003/1white	259
DL18838/16W White R Dim 4000K	133	DL257G	125	PC18502DO	84	S110218/8grey	281	S111020/1A	233	T111010/1	247
DL18838/20W White R Dim 4000K	133	DL260G	123	PC18502DO	90	S110218/8grey	281	S111020/1B	233	T111022/*	239
DL18838/30W White R Dim 4000K	133	DL261G	123	PC18502DO	93	S110233/10	236	S111020/1C	233	T111022/2*	239
DL18838/38W White R Dim 4000K	133	DL262G	123	PC18503DO	96	S110233/12	236	S111021/1	250	T111024/1 48W *	218
DL18838/9W White R Dim 3000K	132	DL263G	123	PC18512DO	85	S110233/14	236	S111021/6	250	T111024/1 60W *	218
DL18838/9W White R Dim 4000K	132	DL264G	123	PC18516DO	91	S110233/8	236	S111022/1*	239	T111024/1C 14W *	219
DL18866/10W Track * Dim	50	DL268G, DL268G/Black	153	PC18516DO	94	S110240/6	288	S111022/3*	239	T111024/1R 19W *	219
DL18866/7W Track * Dim	50	DLM001/*	24	PC18516DO	97	S110241/6	275	S111023/1A	243	W110003/1A	291
DL18891/15W White R Dim	131	DLM003/*	24	PC18516DO	97	S110241/8	275	S111023/1B	243	W110003/2A	291
DL18891/20W White R Dim	131	Fixing DLM/X	25	PC18516DO	97	S110242/12	278	S111024/1 20W *	215	W110154/1	271
DL18891/24W White R Dim	131	Fixing kit	90	PC18516DO	92	S110242/6	279	S111024/1R 24W * Out / In	203	W110154/2	271
DL18891/7W White R Dim	130	Fixing kit	91	PC18516DO	92	S110242/8	278	S111024/1R 36W * Out / In	203	W110155/1	267
DL18891/9W White R Dim	131	Fixing kit	92	Ring DL18628 white	56	S110906/6	251	S111024/1R 48W * Out / In	203	W110155/2	267
DL18891/Remote Control	131	Fixing kit	93	Ring DL18629 Gold C	165	S110906/8	251	S111024/1R 60W * Out / In	203	W110157/1	289
DL18931/20W * 3000K	49	Fixing kit	94	Ring DL18629 Gold C	167	S111001/3green	257	S111024/1R 70W * Out / In	203	W110188/1black	286
DL18931/30W * 4000K	49	Fixing18502	84	Ring DL18629 White C	165	S111001/3orange	257	S111024/1SQ 30W * Out / In	209	W110188/1red	287
DL200G	116	Fixing18502M	85	Ring DL18629 White C	167	S111001/3white	257	S111024/1SQ 45W * Out / In	209	W110188/1violet	284
DL201G	117	Fixing18506 S	90	S110003/2	291	S111002/1black	259	S111024/1SQ 60W * Out / In	209	W110188/1white	285
DL202240	250	Glass A blue X C-W234/X	265	S110003/3	291	S111002/1white	259	S111024/1SQ 75W * Out / In	209	W110188/2black	286
DL202G	117	Glass A green X C-W234/X	265	S110003/4	291	S111003/1black	257	S111024/1SQ 90W * Out / In	209	W110188/2red	287
DL203G	116	Glass A orange X C-W234/X	265	S110003/6	291	S111003/1black	257	S111024/2R 36W * Out / In	205	W110188/2violet	284
DL204G	116	Glass A red X C-W234/X	265	S110003/9	290	S111003/1white	258	S111024/2R 60W * Out / In	205	W110188/2white	285
DL205G	117	Glass A violet X C-W234/X	265	S110154/6	271	S111005/1black	249	S111024/2R 85W * Out / In	205	W110189/2	293
DL207G	118	Glass A yellow X C-W234/X	265	S110154/8	271	S111005/1white	249	S111024/2SQ 105W * Out / In	211	W110200/1	294
DL208G	117	Glass B blue X C-W234/X	265	S110155/15	267	S111007/1black	249	S111024/3 70W *	215	W110200/2	294
DL209G	117	Glass B green X C-W234/X	265	S110155/6	267	S111007/1gold	255	S111024/3R 110W * Out / In	207	W110217/1	269
DL210G	119	Glass B orange X C-W234/X	265	S110155/8	267	S111008/1black	255	S111024/3R 144W * Out / In	207	W110217/2	269
DL211G	120	Glass B red X C-W234/X	265	S110157/3	289	S111008/1gold	255	S111024/3R 180W * Out / In	207	W110218/1	282
DL212G	120	Glass B violet X C-W234/X	265	S110157/5	289	S111009/11	253	S111024/3SQ 135W * Out / In	213	W110218/1amber	283
DL223G	118	Glass B yellow X C-W234/X	265	S110157/8	289	S111009/11A	253	S111024/3SQ 160W * Out / In	213	W110218/1clear	280
DL224G	119	HF100-24V IP67 1-10V	302	S110157/9	289	S111009/11B	252	S111024/3SQ 180W * Out / In	213	W110218/1grey	281
DL225G	119	HF150-24V IP67 1-10V	302	S110173/3P	292	S111009/31	253	S111024/6 180W Black	215	W110218/2	282
DL226G	119	HF250-24V IP67 1-10V	302	S110174/3	292	S111009/7	253	S111025/1 L1200	225	W110218/2amber	283
DL227G	121	HF350W-24	303	S110174/4	292	S111010/1A	247	S111025/1 L800	225	W110218/2clear	280
DL228G	121	HF45-24V IP66	303	S110188/6black	286	S111010/1B	247	S111028/1 D1000	221	W110218/2grey	281
DL230G	122	HF500W-24	303	S110188/6red	287	S111010/1C	247	S111028/1 D300	221	W110231/2	272
DL231G	125	HF60-24V IP66	303	S110188/6violet	284	S111013/1A black	235	S111028/1 D450	221	W110231/2gold	273
DL232G	125	HF80-24V IP66	303	S110188/6white	285	S111013/1A grey	235	S111028/1 D600	221	W110231/4	272
DL234G	121	Kit Hanging X C234/X	263	S110188/8	285	S111013/1A white	235	S111028/1 D800	221	W110234/2	263
DL236GR	104	LT-701-12A 0/1-10V	305	S110188/8black	286	S111013/1B black	235	S111029/2 D 600	225	W110234/2color	263
DL236GSQ	105	N1505-*	155	S110188/8red	287	S111013/1B grey	235	S111029/3 D 800	225	W110240/2	288
DL237G	107	N1506-*	155	S110188/8violet	284	S111013/1B white	235	S111030/4 D680	248	W110241/2	275
DL238G	106	N1510-*	154	S110189/6	293	S111014/1	233	S111031/1 D600	223	W110242/1	279
DL239G1	108	N1511-*	154	S110189/9	293	S111015/12	254	S111032/1 D650	223	W110242/2	279
DL239G2	109	N1515-*	157	S110200/3	294	S111015/8	254	S111033/3 A	227	W111009/1	253
DL240G	113	N1519-*	157	S110200/6	294	S111016/1A	245	S111033/3 B	227	W111009/3	253
DL241G1	110	N1520-WH	159	S110205/5	256	S111016/1B	245	S111033/4 L620	227	W111017/1	261
DL241G2	111	N1521-WH	159	S110205/7	256	S111016/1C	245	SA1520-*	158	W111018/1	246
DL242GR	102	N1524-*	156	S110205/8	256	S111016/1D	245	SA1522-*	159	W111023/1	243
DL242GSQ	103	N1526-WH	157	S110217/6	269	S111016/1E	245	SA1523-White	159	W111024/1C 13W *	216
DL243G	112	N1539-R/GLASS	159	S110217/8	269	S111017/6	261	SA1601-WH	155	W111024/1R 12W *	216
DL251G	115	N1566-*	185	S110218/6	282	S111017/8	261	SA1610-*	155	W111024/1R 18W *	216
DL252G	115	N1595*	183	S110218/6amber	283	S111017/8	261	SN1515-WH	157	W111024/1SQ 16W *	217
DL253G	115	PC18501DO	86	S110218/6clear	280	S111018/2	246	Suspension kit DLM/Black	25	W111024/1SQ 20W *	217
				S110218/8	282	S111018/3	246				

CONTENTS





СВЕТ ТЕХНИЧЕСКОЕ ПРОЕКТИРОВАНИЕ

WWW.DONOLUX.RU

8 800 250 05 23